



Joint Economic
Development Initiative



2023
**COUNTY OF
WETASKIWIN**
REGIONAL PROFILE





V 2.0

April 2023

© 2023 JEDI (Joint Economic Development Initiative)

Information in this document is subject to change without notice. Although all data is believed to be the most accurate and up-to-date, the reader is advised to verify all data before making any decisions based upon the information contained in this document.

Joan Miller, Director of Economic Development

Joint Economic Development Initiative

P: 780-335-5334

P.O. Box 6357 | Wetaskiwin, AB | T9A 2G1

www.JEDlAlberta.com

www.county.wetaskiwin.ab.ca

@JEDlAlberta
in  

Table of Contents

1. INTRODUCTION	1
1.1 Economic Development Partnership & Key Sectors	1
1.2 Strategic Location.....	2
1.3 Key Business Development Areas - County of Wetaskiwin	3
1.4 Climate	5
1.5 Key Employers	6
1.6 Entrepreneurship and Innovation.....	7
2. SPOTLIGHT ON AGRICULTURE	8
3. SPOTLIGHT ON TOURISM & RETAIL	10
4. DOING BUSINESS.....	12
4.1 Local Advantage and Incentives.....	12
4.2 Tax Rates	13
4.3 Utility Rates	16
4.4 Telecommunications	21
4.5 Local Water/Wastewater Fees.....	22
4.6 Landfill Disposal Rates.....	24
5. DEMOGRAPHICS	27
5.1 Population Growth and Age Profile	27
5.2 Household Income Levels.....	28
5.3 Household and Dwelling Characteristics	29
5.4 Education and Skills Supply.....	30
6. LABOUR FORCE.....	32
6.1 Key Indicators.....	32
6.2 Employment Characteristics.....	34
6.3 Labour Force by Occupation	35
6.4 Labour Force by Industry	36
6.5 Highest Paid Occupations in the JEDI Region.....	37
7. QUALITY OF LIFE	39
7.1 Community Characteristics.....	39
7.2 Hamlets & Summer Villages	40
7.3 Health Services	42
7.4 Community Services	42

7.5	Education.....	44
7.6	Recreation, Culture and Sports Facilities	44
7.7	Community Groups & Events.....	46
8.	POSTSECONDARY AND PROFESSIONAL DEVELOPMENT TRAINING OPPORTUNITIES.....	47
8.1	Postsecondary.....	47
8.2	Private Institutes and Professional Development Training Programs	48
9.	INDIGENOUS DEVELOPMENT IN THE JEDI REGION	50
9.1	Educational Assets	50
9.2	Business Support Agencies.....	50
10.	TRANSPORTATION INFRASTRUCTURE	51
10.1	Major Transportation Corridors.....	51
10.2	Airports.....	53
10.3	Rail Services.....	54
11.	BUSINESS SUPPORT SERVICES AND INSTITUTIONS.....	55
11.1	National Support Agencies	55
11.2	Provincial Support Agencies	56
11.3	Regional Specific Support Agencies.....	56
	APPENDIX A: FUNDING OPPORTUNITIES.....	57
	APPENDIX B: DATA SOURCES	68

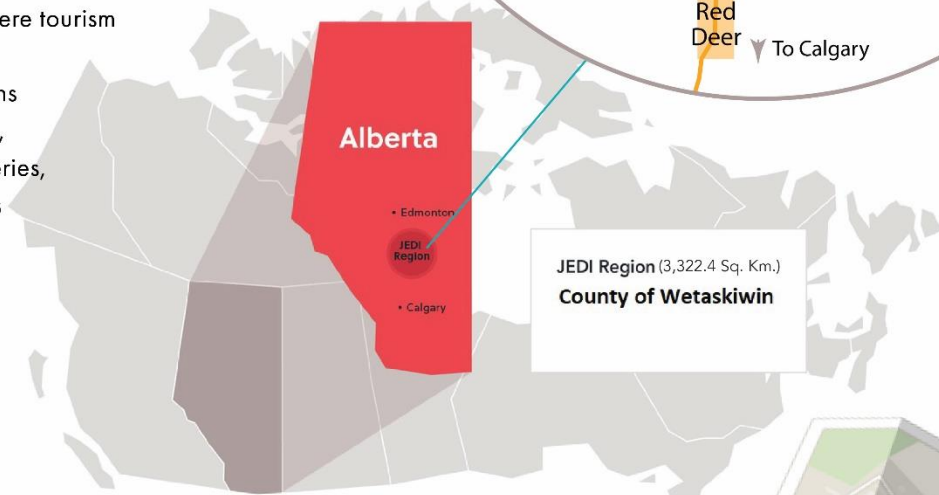
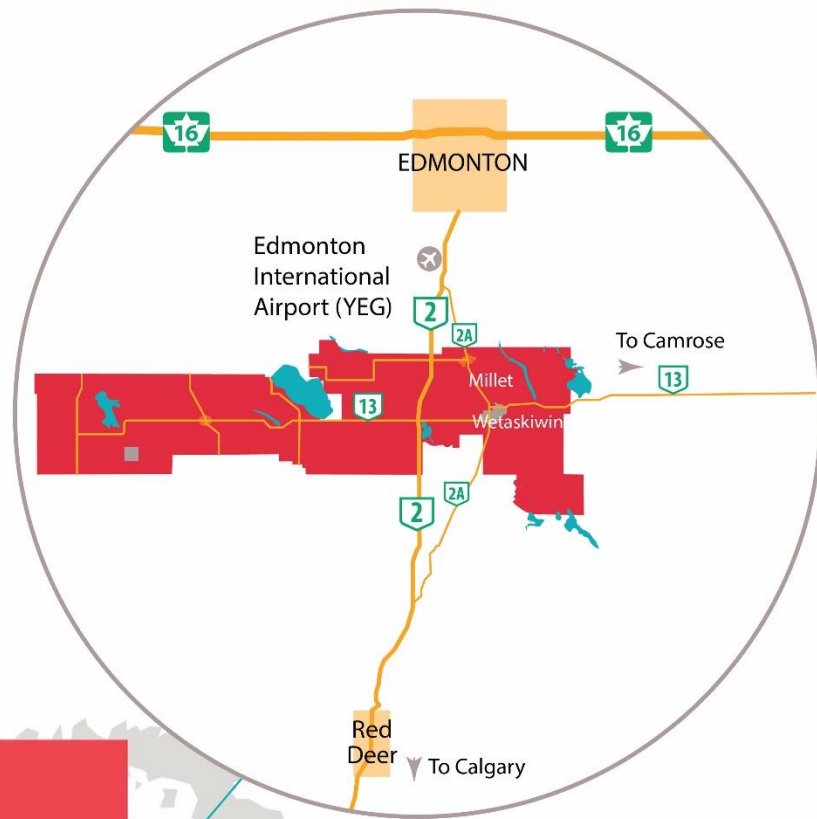
Location

JEDI is a dynamic non-profit economic development organization that fosters sustainable growth for the County of Wetaskiwin No. 10. The County is conveniently located in Central Alberta along the QEII corridor between Edmonton & Red Deer. The Region offers a casual country setting with a strong and diverse economy.

Covering an area of 3,322.4 sq. km. (820,983 acres) of rich and fertile agriculture land, it is both a major producer of grain and livestock and a centre for the agriculture industry. The JEDI Region is also home to an advanced manufacturing and technology sector with several large industrial companies serving global customers.

Not only is the Region a perfect place to do business, it is also being discovered as a premiere tourism destination. Nestled in forested, hilly parkland, it is rich in natural attractions boasting several lakes, campgrounds, golf-courses, hiking trails, craft breweries, distilleries, you-picks, market gardens and restaurants.

**JEDI Region's 2022
Population**
11,598



Major Urban Centres

Within Region	City of Wetaskiwin
30km	City of Leduc
40km	City of Camrose
45km	Edmonton
109km	City of Red Deer
246km	Calgary



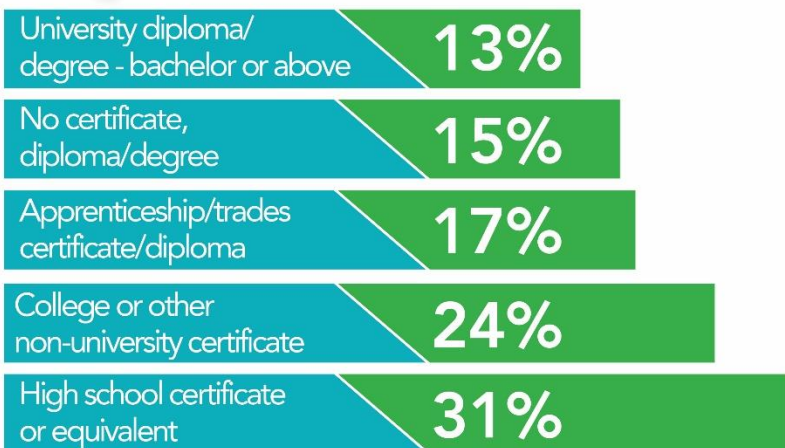
Demographics



11,598 Population 2022	12,140 Estimated Population 2032	4.7% Estimated Population Growth	49 Median Age	15% Aged 0-14	60% Aged 15-64	25% Aged 65+
----------------------------------	---	---	-------------------------	-------------------------	--------------------------	------------------------

Educational Attainment*

For the population aged 25-64



31%
Secondary

54%
Post-secondary

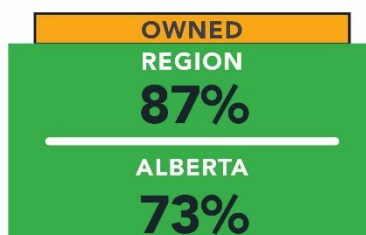
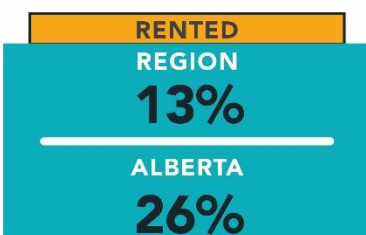
*Total does not add up to 100% due to rounding.

Top 6 Major Fields of Study



Household & Earnings

Housing Statistics



Median Dwelling Value	Median Employment Income
\$327,326	\$34,883

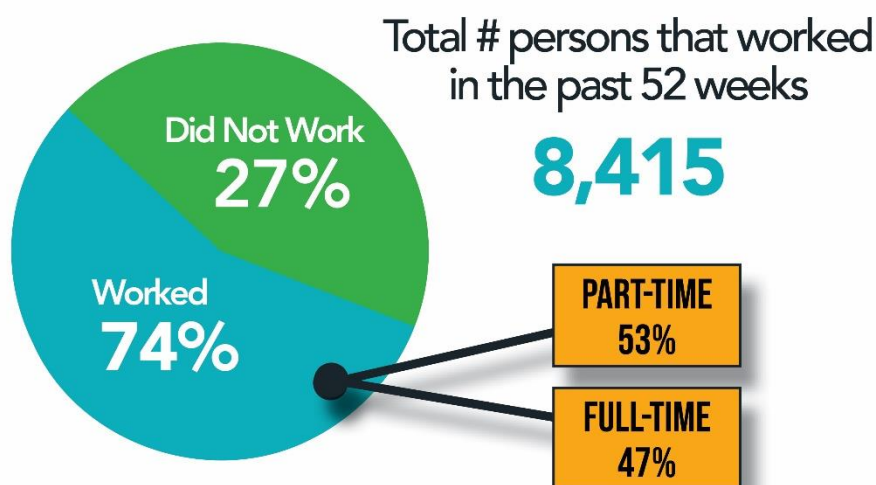
ALBERTA MEDIAN	ALBERTA MEDIAN
\$443,139	\$51,869



Labour Force

Labour Force Status

Full-time or Part-time weeks worked



PARTICIPATION

ALBERTA
70%

64%

EMPLOYMENT

ALBERTA
62%

57%

UNEMPLOYMENT

ALBERTA
11%

11%

Top 5 Sectors by Industry*



Agriculture, forestry,
fishing and hunting
(16%)



Construction
(11%)



Retail trade
(10%)



Mining and oil and
gas extraction
(9%)



Health care and
social assistance
(7%)

Top 5 Sectors by Occupation*



Trades, transport
and equipment
operators
(22%)



Management
(20%)



Sales and service
(15%)



Business, finance
and administration
(13%)



Education,
law and social,
community and
government services
(8%)

1. INTRODUCTION

1.1 Economic Development Partnership & Key Sectors

JEDI is a dynamic non-profit economic development organization providing services to the County of Wetaskiwin No. 10. The County of Wetaskiwin (JEDI Region) is conveniently located in central Alberta on the Highway 2 corridor it offers a casual country setting with a strong and diverse economy.

The Region stretches from Bittern Lake on the east boundary to the Alder Flats area in the west.

Covering an area of 3,322.4 square kilometres (820,983 acres) of rich and fertile agricultural land, it is both a major producer of grain and livestock and a centre for the agriculture industry. The JEDI region is also home to an advanced manufacturing and technology sector with several large industrial companies servicing global customers.

The Region is centrally located in the Province along a high-volume transportation corridor with high capacity highways, rail access, air cargo access and a foreign trade zone, providing easy access to major centres and Global markets.

Not only is the Region the perfect place to do business, it is also being discovered as a premiere tourism destination. Nestled in forested, hilly parkland, it is rich in natural attractions boasting several lakes, campgrounds, golf-courses, hiking trails, craft breweries, distilleries and restaurants.

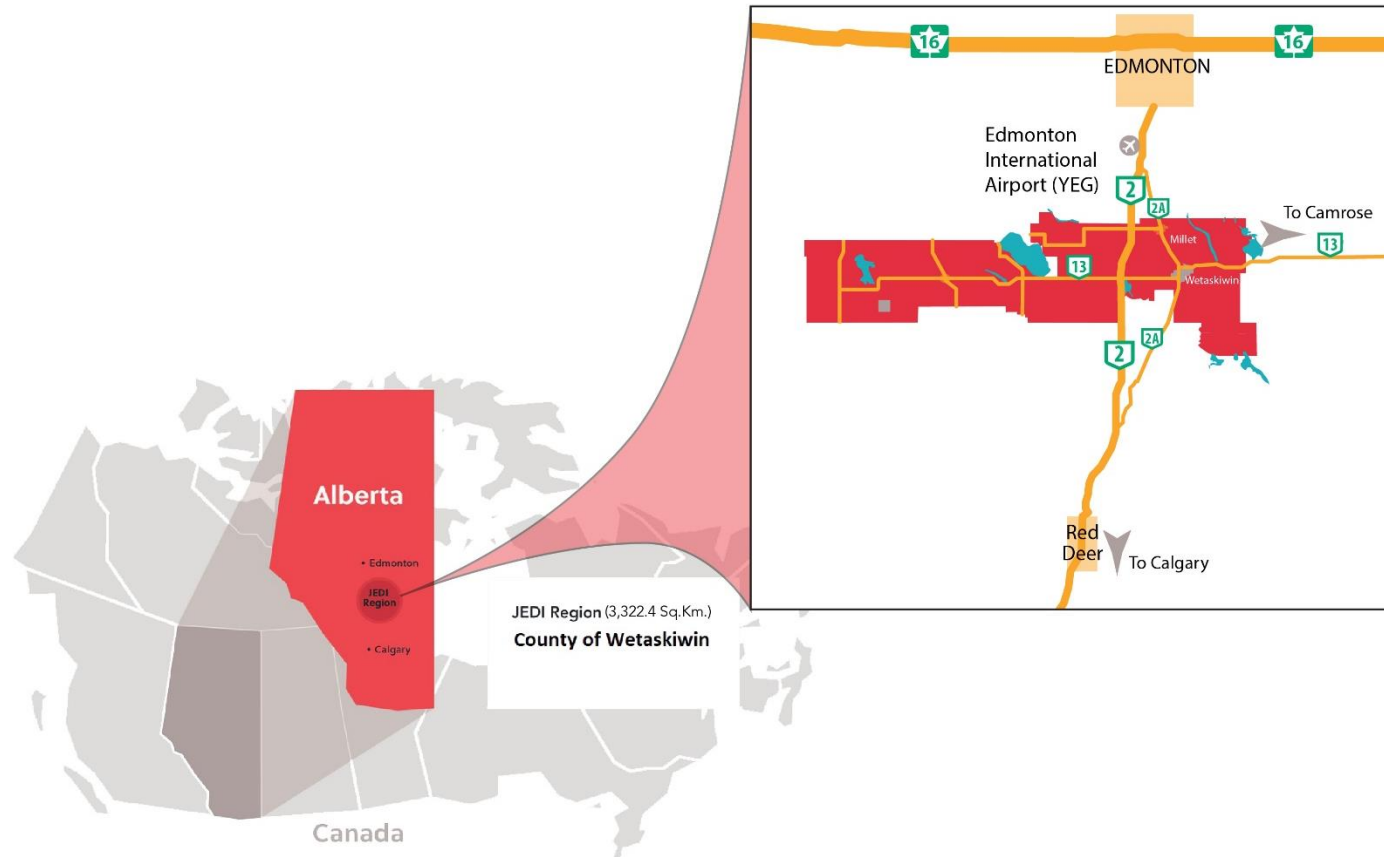


Key Economic Drivers

- ✓ **Agriculture Production & Processing**
- ✓ **Oil & Gas Service**
- ✓ **Manufacturing**
- ✓ **Commercial & Retail**
- ✓ **Tourism**

1.2 Strategic Location

The JEDI Region is strategically located 30 km to Nisku, Alberta, North America's second largest industrial petroleum manufacturing park. The JEDI Region boasts strong market access as its located 20 minutes from Edmonton International Airport (EIA) and within a five-hour drive time of the US border. The JEDI Region is also well connected to markets with immediate access to 4 major provincial highway systems (QEII, 2A, 13, 22). The JEDI Region is a strategic location for businesses as it is within 40 km of various urban centers (i.e. Edmonton, Leduc, Wetaskiwin, and Camrose), which provide employers with access to a diverse and talented labour pool.



1.3 Key Business Development Areas - County of Wetaskiwin



1**Viewland Industrial Park**

The Viewland Industrial Park is 136 acres of prime commercial and industrial real estate! Located adjacent to QEII Highway and Highway 616 overpass on the north side of Highway 616 just minutes south of Leduc/Nisku and 15 minutes from the Edmonton International Airport. Lots suited to both commercial & industrial ranging in size from 2-32 acres are available.

2**Kicking Horse Industrial Park**

The Kicking Horse Industrial Park is 141 acres of top real estate suited for light industrial and commercial development! Located adjacent to QEII Highway and Highway 616 overpass on the south side of Highway 616 minutes south of Leduc/Nisku, 15 minutes from Edmonton International Airport. The entire 141 acre parcel is for sale as a whole and currently has an approved Area Structure Plan for Direct Control lots ranging from 1 to 12.5 acres.

3**South Lake Business Park**

This newly subdivided business park located south of the Village of Pigeon Lake is home to some established businesses and the remaining lots ranging in size from 4-5 acres are ready to be developed to client specifications. The location at the intersection of Highways 13 & 771, provides prime highway exposure with easy access south to the Central Region, or north to Leduc County and the Capital Region. South Lake Business Park is minutes from the Village of Pigeon Lake, 78 km from the Edmonton International Airport (EIA), 1 hour from the City of Red Deer and Drayton Valley, and 2 hours from the City of Calgary.



1.4 Climate

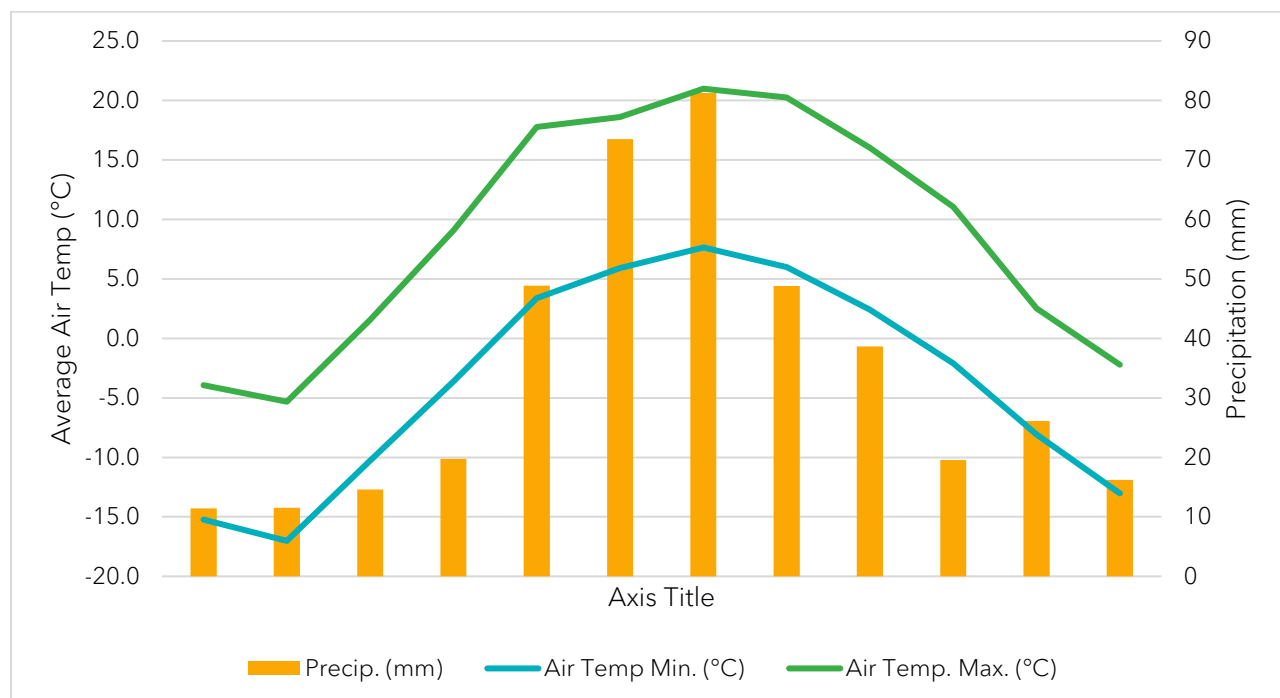
County of Wetaskiwin climatic data was retrieved from the Government of Alberta's Agriculture and Forestry Climate Information Services. Table 1 and Figure 1 illustrate average monthly precipitation levels and temperatures between 2013 and 2022.

Table 1: County of Wetaskiwin, Average Temperature and Precipitation (°C), 2013-2022

	Jan	Feb	Mar	Apr	May	Jun	Jul	Aug	Sep	Oct	Nov	Dec
Air Temp Min. (°C)	-15.2	-17.0	-10.3	-3.6	3.4	5.9	7.6	6.0	2.4	-2.1	-8.1	-13.0
Air Temp. Max. (°C)	-3.9	-5.3	1.6	9.1	17.8	18.6	21.0	20.2	16.0	11.1	2.5	-2.2
Precip. (mm)	11.44	11.6	14.6	19.8	48.9	73.5	81.3	48.8	38.7	19.6	26.1	16.2

Source: Government of Alberta: Agriculture and Forestry: Climate Information Services
<https://agriculture.alberta.ca/acis/township-data-viewer.jsp>

Figure 1: County of Wetaskiwin, Averages Temperature and Precipitation, 2013-2022



Source: Government of Alberta: Agriculture and Forestry: Climate Information Services
<https://agriculture.alberta.ca/acis/township-data-viewer.jsp>

1.5 Key Employers

The following table identifies some of the largest employers located in the JEDI region and the industries they operate in most commonly by North American Industry Classification System codes (NAICS). **This list is not a comprehensive list of all major employers but represents a sample of key industries and employers.**

Table 2: Key Private Employers

Key Employers	NAICS
Wetaskiwin Co-op	Retail co-operative association encompassing various businesses
Ace Manufacturing	3353 - Electrical equipment manufacturing
Contact Chemicals Inc.	541380 - Testing laboratories (of pipeline chemical products)
Goodon Industries Ltd.	23622 - Commercial and institutional building construction (particularly farm and warehousing facilities)
G3 Canada Ltd.	49313 - Farm product warehousing and storage - Industry
FINDOOR	23622 - Commercial and institutional building construction (manufacturer of custom folding doors)

Source: Joint Economic Development Initiative



1.6 Entrepreneurship and Innovation

Food Processing Development Centre (Leduc, AB) Through a combination of expertise, specialized facilities, applied research, product development and interim processing, the Food Processing Development Centre (FPDC) fosters growth and commercialization of food, beverage and ingredient manufacturing companies. Working with industry stakeholders and companies of all sizes, the FPDC helps build Alberta value-added processing capacity and supports industry as it pursues new and existing opportunities.

CanmetENERGY Research Centre (Devon, AB) focuses on the development of cleaner fossil fuels and related environmental technologies with a focus on oil sands and heavy oil. With approximately 130 scientists, engineers, technologists, managers and support staff, they generate knowledge to provide industry solutions, advice to government policymakers and regulators, and to provide relevant information on oil sands and heavy oil issues. They have an intimate knowledge of oil sands and heavy oil processes.

Advanced Technology Centre (Edmonton, AB) ATC provides programs, space, advice, and access to innovators, entrepreneurs, and industry experts in a collaborative environment. The centre is located 31 min or 44.5 km in South Edmonton.

NAIT's Productivity & Innovation Centre (Edmonton, AB) At 190,000 square feet, the Productivity, and Innovation Centre (PIC) feature solutions for business innovation – much of which relates to productivity:

- Product testing
- Technology adoption
- Training and certifications
- Productivity and innovation
- Applied research
- Industry conferences and events

The PIC building is located on the north side of NAIT's Main Campus and is the home of Industry Solutions. They have numerous flexible workspaces that are adaptable in size and functionality, which gives industry partners and clients a place to expand ideas and explore solutions.

2. SPOTLIGHT ON AGRICULTURE

Agriculture Production & Processing

The JEDI Region covers an area of 3,322.4 square kilometres (820,983 acres) of rich and fertile agricultural land and is home to almost 1,000 farms including grain, dairy, cattle (beef), market gardens, you-picks, and other livestock operations.

The abundance of farms & producers offering farm -gate sales as well as various farmer's markets, meaderies, breweries & distilleries make the JEDI Region the perfect place to locate your value-added agriculture business as well as find farm to plate fresh food to feed your family!

Agri-Business Advantages

Some of the advantages for agri-business companies to operate out of the JEDI region are:

- A high volume transportation hub with high capacity highways, rail access, air cargo access and a foreign trade zone;
- Access to a vast supply of grain, oilseed and other crops.



Hound Dog Hops



Parkview Farms

Top Farms

The top 4 types of farms in the JEDI Region are as follows:

1. Beef cattle ranching operations & feedlots
2. Oil seed and Grain
3. Other Crop Production
4. Other Animal Production

Agriculture Workforce

Approximately 16% of the workforce in the JEDI Region are employed in the Agriculture Industry. The region also boasts a labour pool with higher levels of apprenticeship, trade certificates & diplomas than nearby communities.



JEDI

AGRICULTURE FACTS



Agriculture in the JEDI Region*

The JEDI Region covers an area of 3,324.87 square-kilometres (821,593 acres) of rich & fertile farm land.

The region is both a major producer of grain and livestock and a centre for the agriculture industry.

The JEDI region is home to 888 farms. The top 5 types of farms are as follows:

1. 332 beef cattle ranching operations & feedlots
2. 214 oil seed and grain
3. 147 other crop production
4. 134 other animal production
5. 114 hay

JEDI & surrounding area is home to 20 feedlots with capacity of 300,700 head

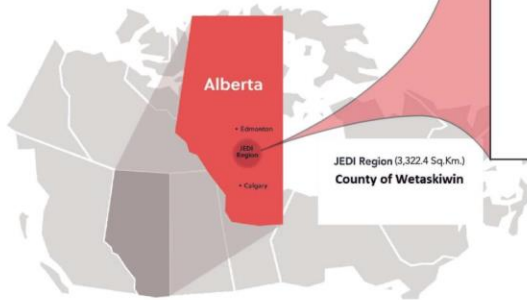
25 farms in the JEDI Region report having Bison for a total of 2,524 animals.

Top 5 Field Crops Grown

1. Canola = 85,085 acres
2. Wheat = 74,471 acres
3. Barley = 51,084 acres
4. Alfalfa & Alfalfa Mixtures = 36,909 acres
5. Oats = 12,763 acres

The region is also home to 8 greenhouses & 9 nurseries/tree farms.

9 farms report the sale of fruit with a total of 106 acres in production.



LIVESTOCK

- JEDI is located in a region with the second highest feedlot capacity in Alberta
- 21 dairy farms have an estimated 2,933 milking cows
- 5 farms report having Elk (wapiti) for a total of 646 head
- 42 farms report having sheep and lambs for a total of 3,931 head
- 27 farms report having pigs
- 107 farms report having hens and chickens for a total of 620,294 birds
- 15 farms report having honeybees for a total of 13,065 bees

*Source: Statistics Canada, 2021 Census of Agriculture, Alberta Milk, Alberta Cattle Feeders Association

Did you Know?

The JEDI Region reported:



\$235,495,449.00

Gross Farm Receipts (cash income received from the sale of agriculture commodities)



63 FARMS

Sell agriculture products direct to consumers.



21 DAIRY FARMS

Produce approximately 87,979 litres of milk per day.



6 FARMS

Sell certified organic products.



FARM MACHINERY

3,418 tractors in the region. Total value of all farm machinery, equipment & vehicles \$249,319,964.00.



TECHNOLOGY

109 farms report having renewable energy systems used on the operation.



EMPLOYMENT

A total of 440 people are employed on farms.

3. SPOTLIGHT ON TOURISM & RETAIL

Longshot Distilling Company

A craft distillery and full service family-friendly restaurant located on a pristine rural property 4.5km East of Winfield on Highway 13 on the South side of the highway, after Twin Lake turn off, but before RR32. Visit <https://www.longshotdistillingcompany.ca/> for more information.



Familia Brewing

A craft brewery and taproom located at the Villiage at Pigeon Lake. The create a variety of beer from easy drinking favourates to small-batch seasonal experiments. Visit <https://www.familiabrewing.com/> for more information.

Grey Owl Meadery

A family owned meadery located on Highway 22 near Buck Lake, that makes meads from locally sourced clover & wildflower honey and some of their own estate honey extracted right on site. Visit <https://greyowlmeadery.com/> for more informaiton.

Blackmore Shooting Sports

A shotgun sporting clay facility shooting range that offers a 14 stand sporting clays course and a five stand. Located off highway 20, 9 kms south of the Hamlet of Winfield and 5.2 km north of the Hamlet of Hoadley. Visit <https://blackmoreshootingsports.com/> for more information.



Edmonton International Raceway (EIR)

Located a few miles west of Highway 2A on Township Road 464, EIR is recognized as one of Canada's premier race facilities and is Western Canada's only NASCAR sanctioned race track. Visit <https://www.edmontonraceway.com/> for more information.

Alberta Central Railway Museum

Alberta Central Railway Museum is a public museum dedicated to preserving, conserving and interpreting Canadian Pacific Railway artifacts and history prior to 1965. Here you can visit the gift shop, take a train ride and tour the exhibits including the station that is a scaled down version of the 1907 Wetaskiwin CPR depot. Visit <https://abcentralrailway.com/> for more information.

Reynolds Alberta Museum

Reynolds Alberta Museum is an international award-winning museum all about celebrating machines. Located just west of Wetaskiwin on Highway 13, the museum hosts multiple events each year that are fun for the whole family! They also offer facility and theater rentals. Visit <https://reynoldsmuseum.ca/> for more information.



4. DOING BUSINESS

This section describes the benefits of locating a business in the JEDI region in terms of local supports, incentives, and available infrastructure. Furthermore, the cost of doing business (taxes, cost of water/sewer, waste management, and utility rates) is outlined.

4.1 Local Advantage and Incentives

Economic Development

The **Joint Economic Development Initiative** is a dynamic economic development organization that was created in 2003 to facilitate successful development in the region. To manage the economic roadmap for the region's long-term growth, JEDI's key objectives are the expansion of industrial, commercial, retail & tourism development, attracting foreign direct investment (FDI) and advancing the growth of existing regional business.

1. Acting as the primary business resource for companies looking to invest or build in the region.
2. Managing international foreign investment interests.
3. Promoting regional exposure with target markets through various platforms and events at national and international levels.
4. Marketing industrial, commercial, retail & tourism land developments and acting as an intermediary for expediting land development.
5. Long-term planning for economic growth in the County of Wetaskiwin Region.
6. Partnering with relevant government ministries to facilitate foreign investment in the region.
7. Providing existing regional companies with operational and international growth resources.

Local Development Incentives

The JEDI Region offers no municipal business taxes and has a very competitive fee structure for the planning and development process, such as development permit and redistricting applications, as well as offsite levies in those areas in which they are imposed. More information about all of JEDI's services can be found at www.JEDlberta.com.

Non-Residential Tax Incentive

The JEDI Region offers a tax incentive bylaw to encourage the development of non-residential properties in the County of Wetaskiwin. The tax incentive is calculated for three (3)

years under a 50/30/10 rule. In the first year, the municipal tax payable is reduced by 50%; in the second year, the municipal tax payable is reduced by 30%; and in the third and final year the municipal tax payable is reduced by 10%. More information about the tax incentive bylaw can be found on the County's [website](#).

Competitive Land Prices

The price of serviced and undeveloped land and commercial, retail & industrial real estate in the JEDI region is highly competitive. It sells for significantly less than comparable real estate in the adjacent capital region.

4.2 Tax Rates

Table 3: Municipal Tax Rates, 2022

County of Wetaskiwin						
	Municipal	Seniors	School	RCMP	DIP	Combined
	%	%	%	%	%	%
Residential	3.1184	0.2178	2.5526	0.1867	0	6.0755
Farmland	18.3839	0.2178	2.5526	0.1867	0	21.341
Non-res	16.5446	0.2178	3.7853	0.1867	0.0766	20.7344
M&E	16.5446	0.2178				16.9491
Linear	16.5446	0.2178	3.7853	0.1867	0.7666	20.811

Source: County of Wetaskiwin

Table 4: Corporate Taxes – General Corporation (2022/2023)

Corporate Tax Rates – Non-Canadian Controlled	2022	2023
Combined Federal and Provincial	%	%
General/Manufacturing and Processing/Investment	23.0	23.0
General; Active Business Income	23.0	23.0

Source: <https://wtcca.com/corporate-tax-rates-and-small-business-tax-rates-in-canada/>

Table 5: Corporate Taxes – Canadian Controlled (2022/2023)

Corporate Tax Rates - Canadian Controlled	2022	2023
Combined Federal and Provincial	%	%
Small Business Income up to \$500,000	11	11
General; Active Business Income	23.2	23.2
Investment Income	46.7	46.7

Source: <https://wtcca.com/corporate-tax-rates-and-small-business-tax-rates-in-canada/>

Table 6: Personal Income Tax, 2022- 2023

2022-23 Combined Federal and Provincial Tax Rates				
2023 Taxable Income	Other Income ¹	Capital Gains	Canadian Dividends	
			Eligible	Non-Eligible
first \$53,359	25.00%	12.50%	2.57%	15.86%
over \$53,359 up to \$106,717	30.50%	15.25%	10.16%	22.18%
over \$106,717 up to \$142,292	36.00%	18.00%	17.75%	28.51%
over \$142,292 up to \$165,430	38.00%	19.00%	20.51%	30.81%
over \$165,430 up to \$170,751	41.32%	20.66%	25.09%	34.63%
over \$170,751 up to \$227,668	42.32%	21.16%	26.47%	35.78%
over \$227,668 up to \$235,675	43.32%	21.66%	27.85%	36.93%
over \$235,675 up to \$341,502	47.00%	23.50%	32.93%	41.16%
over \$341,502	48.00%	24.00%	34.31%	42.31%
<p><i>Marginal tax rate for dividends is a % of actual dividends received (not grossed-up taxable amount).</i> <i>Marginal tax rate for capital gains is a % of total capital gains (not taxable capital gains).</i> <i>Gross-up rate for eligible dividends is 38%, and for non-eligible dividends is 15%.</i></p>				

¹ **Other income** includes income from employment, self-employment, interest from Canadian or foreign sources, foreign dividend income, etc.

Basic Personal Amount		
Level	2023 Amount	2023 Tax Rate
Federal	\$15,000	15%
Alberta	\$21,003	10%

Source: <https://www.taxtips.ca/taxrates/ab.htm>

Table 7: Sales Tax

Sales Tax	2023
Federal GST (sales tax)	5%
Provincial GST (sales tax)	N/A

Source: <https://www.taxtips.ca/salestaxes/sales-tax-rates-2021.htm>



4.3 Utility Rates

Electricity

In the JEDI Region, there are several main providers of the electrical infrastructure that span the length of the region, including Fortis Alberta as well as Battle River Power Co-Op in the east end and West Wetaskiwin REA in the west end of the County of Wetaskiwin. However, there are numerous retailers that residents and businesses may purchase their services from. [Click here for a complete list of retailers and price comparisons \(https://ucahelps.alberta.ca/\)](https://ucahelps.alberta.ca/).

Service Provider: Fortis Alberta

Head Office Address:

320-17 Ave SW
Calgary, Alberta T2S 2V1

Phone: 310-WIRE (9473)

General Residential Service - Effective April 1, 2023	
Distribution Charges	Rate
Transmission- Variable Charge Rate	4.36 ¢/kWh
Distribution- System Uses Charge	2.93 ¢/kWh
Facilities and Service Charge (for each unit)	90.55 ¢/day

Small General Service LESS than 75 kW - Effective April 1, 2023			
Component	Billing Unit	kW Rate	kVA Rate
Transmission- System Usage Charge	Peak Metered Demand in (kW or kVA)	\$0.168470 /kW-day	\$0.1516230 /kVAday
Transmission- Capacity Charge	kW [or kVA] of Capacity	\$0.119662 /kW-day	\$0.1076958 /kVAday
Transmission- Variable Charge	kWh	\$0.007466 /kWh	\$0.007466 /kWh
Distribution- System Usage Charge	Peak Metered Demand in (kW or kVA)	\$0.138236 /kW-day	\$0.1244124 /kVAday

Distribution – Local Facilities Charge	kW [or kVA] of Capacity	\$0.2350301 /kW-day	\$0.2252709 /kVAday
Distribution – Service Charge	Daily	\$0.977527 /day	\$0. 977527 /day
General Service (less than 2,000 kW)			
Transmission- System Usage Charge	Peak Metered Demand in (kW or kVA)	\$0.281104 /kW-day	\$0.2529936 /kVAday
Transmission- Capacity Charge	kW [or kVA] of Capacity	\$0.142876 /kW-day	\$0.1285884 /kVAday
Transmission- Variable Charge	kWh	\$0.007640 /kWh	\$0.007640 /kWh
Distribution- System Usage Charge	Peak Metered Demand in (kW or kVA)	\$0.094109 /kW-day	\$0.084681 /kVAday
Distribution – Local Facilities Charge	kW [or kVA] of Capacity	\$0.099929 /kW-day	\$0.0899361 /kVAday
Distribution – Service Charge	Daily	\$1.208901 /day	\$1. 208901 /day
Large Service (greater than 2,000 kW)			
Transmission- System Usage Charge	Peak Metered Demand in (kW or kVA)	\$0.218290 /kWday	\$0.1964610 /kVAday
Transmission- Capacity Charge	kW [or kVA] of Capacity	\$0.14965 /kWday	\$0.1347255 /kVAday
Transmission- Variable Charge	kWh	\$0.007416 /kWh	\$0.007416 /kWh
Distribution- System Usage Charge	Contract km	\$23.755659 /km-day	\$23.755659 /km-day
Distribution – Local Facilities Charge	kW [or kVA] of Capacity	\$0.013310/kWday	\$0.0119790 /kVAday
Distribution – Service Charge	Daily	\$14.034533 /day	\$14.034533 /day

Source: [Fortis Alberta Inc. Rates, Options & Riders Schedules](#)

Service Provider: Battle River Power Coop

Head Office Address:

Box 1420
Camrose, Alberta T4V 1X3

Phone: 780-672-7738

Rural Farm/Acreage BR240 - Effective April 26, 2021	
Transformer Size	Monthly Operating /kVa
3 kVA	\$63.79
5 kVA	\$63.79
10 kVA	\$76.96
15 kVA	\$90.13
25 kVA	\$115.28
>25 kVA	\$4.27 (\$165.29+\$4.27 per kVA above 25 kVA)
Energy Affiliated Retail Rates	Regulated Rate Option
6.35 cents/kWh	Fluctuates Monthly
Fixed Charges	Transmission Rate
\$7.00	6.16 cents/kWh

[Source: Battle River Power Coop Rate Schedule](#)



Natural Gas

In the JEDI Region, there are numerous retailers that residents and businesses may purchase their services from, including APEX Utilities Inc., ATCOenergy, Buck Mountain Gas Coop and Alder Flats Gas Coop.

Service Provider: APEX Utilities Inc.

Head Office Address:

Apex Utilities Inc.
 5509 45 Street
 Leduc, Alberta T9E 6T6

Phone: 1-866-222-2068

	Fixed (\$/Day)	Variable Delivery Charge (\$/GJ)
Rate 1- Small General Service (up to 7,485 gigajoules (GJ) per year)	1.567	2.585
Rate 2- Large General Service (more than 7,485 gigajoules (GJ) per year)	20.844	1.645
Rate 3- Demand General Service (more than 10,866 gigajoules (GJ) per year)	24.226	\$0.053 plus Demand Charge (\$/Day/GJ of Billing Demand) \$0.441

Source: <https://www.apexutilities.ca/rates/>



Service Provider: ATCOenergy
Head Office Address:

ATCO Park
 5302 Forand Street S.W.
 Calgary, Alberta

Phone: 1-844-687-2826

Regulated Commercial Rates & Fees			
Service Fee (per month)	Plan Type	Plan Duration	Natural Gas Rate
\$8.99	Home	5 years	\$5.49/GJ
\$8.99	Business	5 years	Market + \$0.89/GJ

Source: <https://energy.atco.com/en-ca/blog/natural-gas-rates.html>



4.4 Telecommunications

JEDI Region residents and businesses enjoy access to several fast and reliable broadband wireless networks. Below is a list of service providers for all telecommunications.

Internet Services	
Name of Provider	Coverage Zone
Xplore	County of Wetaskiwin
Telus	County of Wetaskiwin to just west of HWY 20
MCS Net	Portions of the northeastern area of the County of Wetaskiwin
Starlink	County of Wetaskiwin
Missing Link Internet	County of Wetaskiwin west to almost Winfield (HWY 20)

Cell Phone Services Providers	
Name of Provider	
Rogers	Chatr
Bell Mobility (Elite Mobility in Wetaskiwin)	Cityfone
Telus	Fido
Koodo	Petro-Canada
Public Mobile	Sears Connect
SpeakOut	Virgin Mobile
Zoomer	Primus
Comwave	Eastlink
Xplornet	Distributel

Source: Joint Economic Development Initiative and Government of Canada:
<https://www.ic.gc.ca/app/sitt/bbmap/hm.html?lang=eng>

4.5 Local Water/Wastewater Fees

The following table provides residential and commercial/industrial rates for water and wastewater for the County of Wetaskiwin.

Table 8: Water/wastewater – [County of Wetaskiwin, Rates Effective January 1, 2023](#)

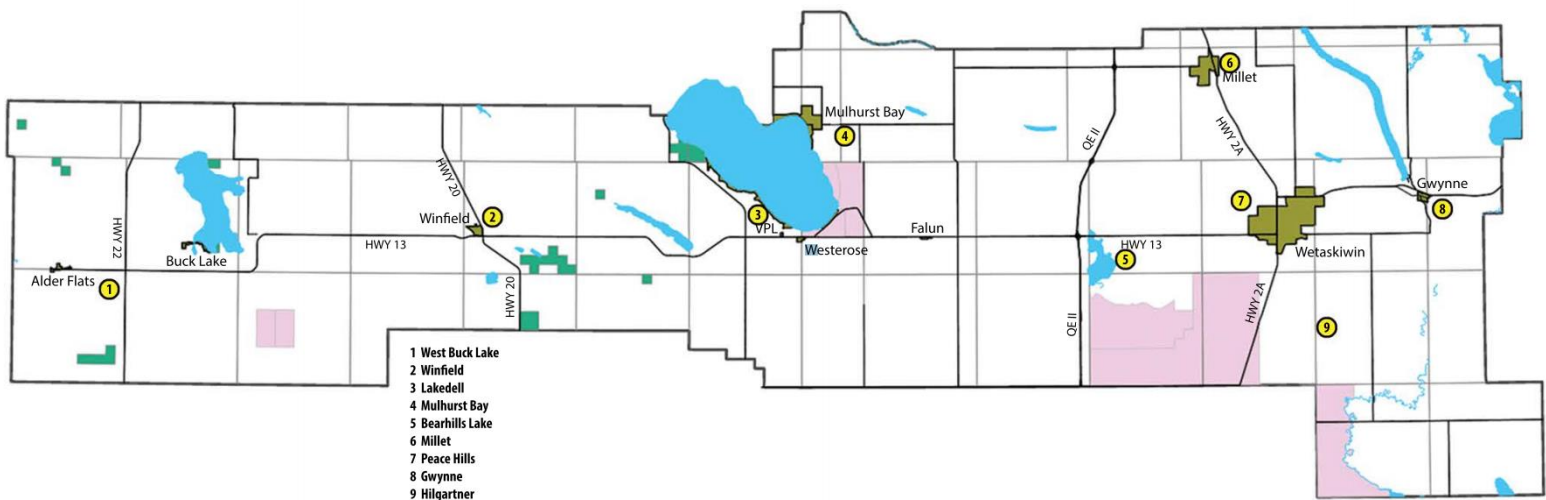
Water Rates – County of Wetaskiwin		
Hamlet of Gwynne	Size of Meter	2023 Rate (\$)
	Residential 2	\$108.81 for 35m ³ /month
	Institutional	\$1,761.32 for 500m ³ /month
	Commercial 1	\$215.53 for 80m ³ /month
	Commercial 2	\$81.15 for 20m ³ /month
	Recreational	\$352.28 for 50m ³ /month
	Church	\$14.23/month
	Bulk Water	\$5.17/m ³
	<u>Additional Fees:</u> \$2.69/m ³ after basic consumption	
Winfield Water System	Residential 2	\$74.81 for 35m ³ /month
	Institutional	\$1,761.32 for 500m ³ /month
	Commercial 1	\$215.63 for 80m ³ /month
	Commercial 2	\$74.81 for 20m ³ /month
	Recreational	\$352.28 for 50m ³ /month
	Church	\$14.23/month
	<u>Additional Fees:</u> \$2.69/m ³ after basic consumption	
Mulhurst Bay	Residential 1	\$114.11/month
	Institutional	\$1,761.32/month
	Commercial 1	\$215.63/month
	Commercial 2	\$108.81/month
	Recreational	\$352.28/month
	Church	\$14.23/month
	<u>Additional Fees:</u> \$2.69/m ³ after basic consumption	

Wastewater Rates – County of Wetaskiwin	
Size of Meter	2023 Rate (\$)
Residential 1 (Single-family dwellings and legions)	\$26.15/month
Institutional 1 (Schools with registration on September 30 of the current school year of 1-150)	\$583.49/month
Institutional 2 (Schools with registration on September 30 of the current school year of 151-300)	\$1,166.97/month
Institutional 3 (Schools with registration on September 30 of the current school year of 301-1,000)	\$1,750.45/month
Institutional 4 (Hospitals and lodges)	\$583.49/month
Commercial 1 (Hotels, restaurants, bars, laundromats, carwash)	\$91.53/month
Commercial 2 (Retail businesses with no on-site customer consumption)	\$26.15/month
Commercial 3 (Commercial/Recreational lots with RV Parking charged per RV Parking site)	Tier 1 – 1-25 RV lots: \$13.08/month per serviced lot Tier 2 – 26-99 RV lots: \$19.61/month per serviced lot Tier 3 – 100 or more lots: \$26.15/month per serviced lot
Recreational (Community centres, agricultural society buildings, arenas, and any other recreational facility)	\$89.25/month
Church	\$6.86/month
Bulk Septage (Any full or partial quantity of wastewater contained within the tank truck from one or more customers)	\$34.76/load

Source: [County of Wetaskiwin Fees and Charges Bylaw](#)

4.6 Landfill Disposal Rates

The County of Wetaskiwin operates 9 waste transfer stations.



Source: <https://www.county.wetaskiwin.ab.ca/DocumentCenter/View/419/Transfer-Station-Map-PDF>



The following tables provide hours of operation and tipping fees for the landfill services in the JEDI region. Thorough lists of accepted and prohibited items at each transfer station can be found at <https://www.county.wetaskiwin.ab.ca/281/Transfer-Stations-Recycling>.

Waste Management 2023	
Transfer Stations	Location
Winfield Transfer Station	½ mile north of Winfield on RR 35 (Knob Hill Road)
West Buck Lake Transfer Station	½ mile south of Jct. Hwy 13 & 22, ¼ mile west
Peace Hills Transfer Station	2 miles north of Hwy 13 on RR 245
Mulhurst Bay Transfer Station	½ mile south of SH 616 on RR 280
Lakedell Transfer Station	½ mile north of Hwy 13 on RR 12
Hilgartner Transfer Station	3½ miles south of SH613 on RR 235
Gwynne Transfer Station	½ mile south of Hwy 13 on RR 225
Bearhills Lake Transfer Station	1½ miles south of Hwy 13 on RR 254



Table 9: Landfill and Tipping Fees – County of Wetaskiwin 2023

County of Wetaskiwin Landfill		
Tipping Fees	Materials for Disposal	Rates
	<u>General Waste</u>	
	Accepted at all sites	
	Less than 132 cubic feet – measured as a standard pickup truck box volume of 8’ long by 5.5’ wide by 3’ high	No Charge
	Greater than a standard pick-up truck box volume of 132 cubic feet	\$50.00
	<u>Appliances (white goods) with or without Freon</u>	\$20.00
	Accepted at Gwynne, Mulhurst Bay, Lakedell, Buck Lake	
	Refrigerators, freezers, stoves, washers, dryers, dishwashers, air conditioners, refrigerated units	
	<u>Propane Cylinders</u>	No Charge
	Accepted at Buck Lake, Gwynne, Lakedell, Mulhurst Bay	
	All sizes accepted	
	<u>Tires</u>	No Charge
	Accepted at Buck Lake, Gwynne, Lakedell, Mulhurst Bay, Winfield	
	<u>Wire (rolled and removed from posts)</u>	No Charge
	Accepted at Gwynne, Mulhurst Bay, Lakedell, Buck Lake	
	<u>Scrap Metal</u>	No Charge
	Accepted at Gwynne, Mulhurst Bay, Lakedell, Buck Lake	
	<u>Recycling</u>	No Charge
	Each transfer station may accept different commodities such as newsprint, mixed paper, paint, chemical containers, used oil & filters, e-waste.	

5. DEMOGRAPHICS

5.1 Population Growth and Age Profile

The JEDI region boasts a growing population. The population is expected to grow by 2.4% over the next 5 years and 4.7% over the next decade. The following table illustrates the current and expected population growth in the JEDI region.

Table 11: Total Population and Projected Growth, 2011-2032

	2011	2016	2021	2022*	2027*	2032*
JEDI Region	10,865	11,181	11,212	11,598	11,875	12,140
growth %	3.30%	2.91%	0.28%	N/A	2.39%	2.23%
Alberta	3,645,257	4,067,175	4,262,635	4,491,760	4,715,899	4,938,018
growth %	10.8%	11.6%	4.81%	N/A	5.0%	4.7%

Source: 2011 to 2021 Statistics Canada Census and 2022-2032 Manifold Projections. *The two sources use different methods (survey vs. estimation) and as such they are not comparable.

Alberta boasts the youngest median provincial population in Canada, and the JEDI region has a slightly more mature population than the provincial profile. The following table illustrates the age profile of the region, compared to the rest of Alberta.

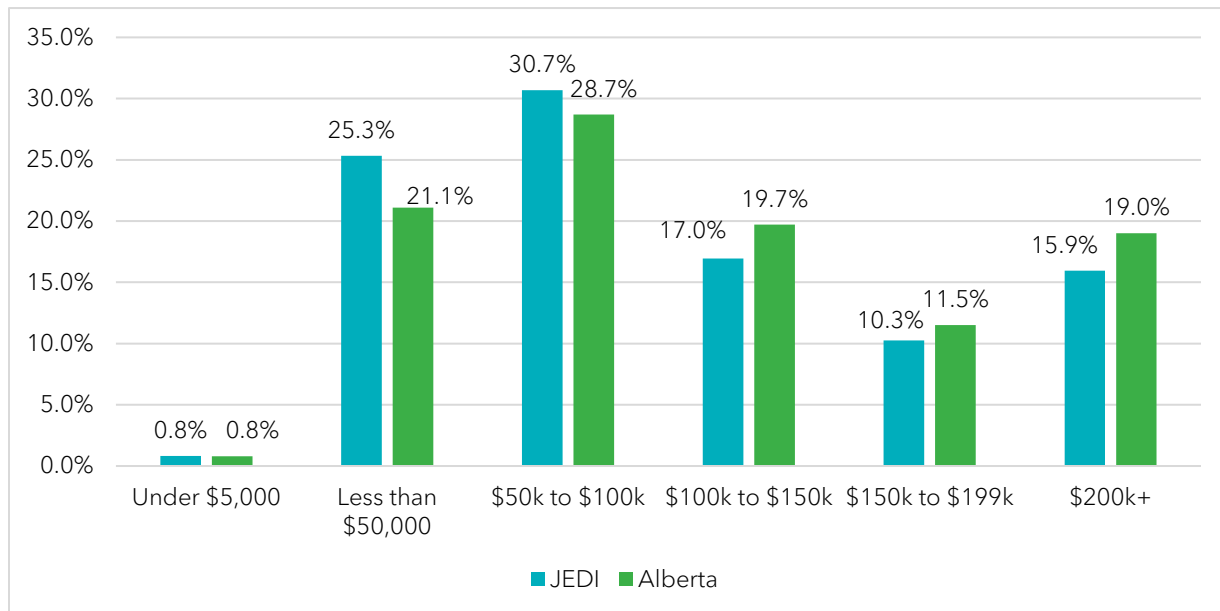
Table 12: Age profile of The JEDI Region and Alberta, 2022

Age Profile	JEDI Region	Alberta
0-14	14.9%	18.1%
15-24	9.9%	11.9%
25-39	14.5%	22.3%
40-54	17.7%	19.9%
55-69	26.8%	17.7%
70+	16.2%	10.1%
Median Age	49.45	38.53
Average age	45.70	39.41

5.2 Household Income Levels

Alberta residents have the highest average and median incomes across Canada. The JEDI region has similar household income levels to the rest of Alberta, with slightly lower median household incomes (\$88,670) compared to Alberta (\$109,389). The following figure illustrates the JEDI region household income distribution benchmarked by Alberta's.

Figure 2: Household Income Level, JEDI vs Alberta, 2022²



Source: 2022 Manifold SuperDemographics

The JEDI region boasts a hard-working labour force: in 2021 approximately 47% of the JEDI labour force has full-time employment compared to 50% in Alberta. The cost of labour is also slightly lower in the JEDI region, relative to the province, as can be shown below using average and median full-time employment incomes.

Table 13: Employment Income, JEDI and Alberta, 2022

Employment Income	JEDI	Alberta
Average employment income for full-year full-time workers	\$73,740	\$99,421
Median employment income for full-year full-time workers	\$61,682	\$74,398

Source: 2022 Manifold SuperDemographics (based on 2021 incomes)

² Based on 2021 income levels.

5.3 Household and Dwelling Characteristics

The JEDI region is home to 4,637 households. The average household size in the region is 2.6 persons. Of the region's households, 87% are owned and 13% are rented. The percentage of households in the JEDI region spending 30% or more of household total income on shelter costs is slightly higher than in the province (20% versus 17%), which indicates similar levels of affordability. The following table illustrates key statistics about household and dwelling characteristics in the JEDI region, compared to Alberta.

Table 14: Household and Dwelling Characteristics, JEDI vs Alberta, 2022

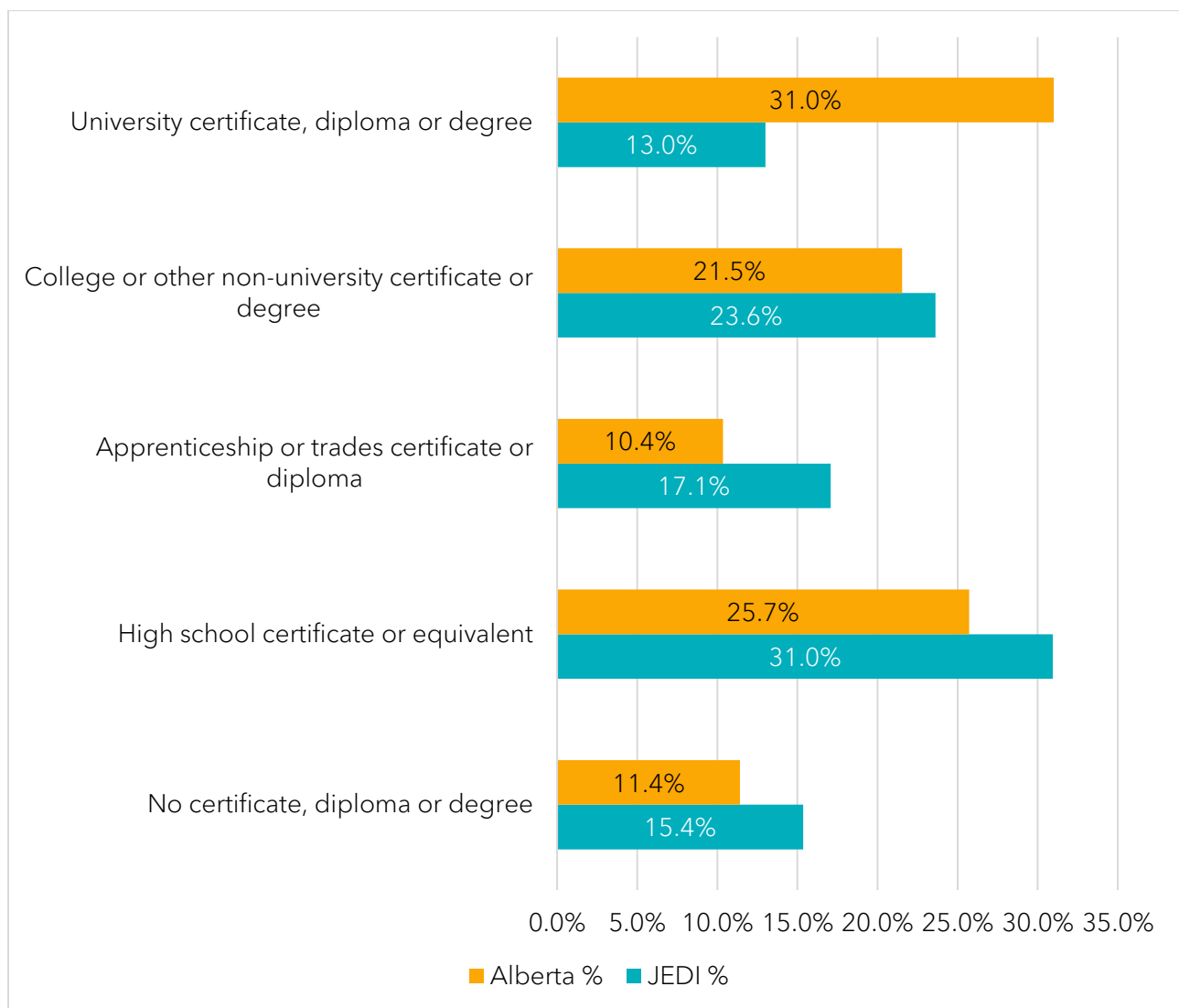
Characteristics	JEDI	Alberta
Total number of private households	5,459	1,722,012
Owners	87%	73%
Renters	13%	26%
Median monthly shelter costs for rented dwellings (\$)	\$1,196	\$1,343
Average monthly shelter costs for rented dwellings (\$)	\$1,404	\$1,457
Median monthly shelter costs for owned dwellings (\$)	\$1,338	\$1,687
Average monthly shelter costs for owned dwellings (\$)	\$1,487	\$1,817
Average value of dwelling \$	\$384,793	\$506,749
Median value of dwellings (\$)	\$327,326	\$443,139
% of households with major repairs needed	8%	5%
% of households with a dwelling not suitable for its size	2%	5%
% of owner households spending 30% or more of household total income on shelter costs	20%	17%

Source: 2022 Manifold SuperDemographics

5.4 Education and Skills Supply

The JEDI region is home to a diverse set of industries supported by a diverse labour force. The region has an ample supply of technical/mid-skilled labour (college, apprentice, and journeypersons) as well as intermediate and low-skilled labour (high school or less), making it an ideal location for manufacturing, food processing, and servicing agriculture and energy resources as well as retail, commercial & tourism businesses.

Figure 3: Educational Attainment Level, Population 25 to 64, JEDI vs Alberta, 2022



Source: 2022 Manifold SuperDemographics

The following table illustrates the supply of specific skills as categorized by major fields of postsecondary education programs. A major field of study is collected for certificates or diplomas earned at the postsecondary level.

Table 15: Major field of study – by Classification of Instructional Programs (CIP) codes

Total population aged 15 years+ in private households	9,868	JEDI	Alberta
No postsecondary certificate, diploma or degree	5,164	52%	44%
Health professions and related programs	737	7.5%	7.7%
Business, management, marketing and related support services	594	6.0%	10.7%
Mechanic and repair technologies/technicians	532	5.4%	3.2%
Education	369	3.7%	3.8%
Construction trades	366	3.7%	3.1%
Precision production	351	3.6%	1.6%
Agriculture, agriculture operations and related sciences	312	3.2%	1.0%
Engineering technologies and engineering-related fields	211	2.1%	2.6%
Personal and culinary services	210	2.1%	1.8%
Visual and performing arts	110	1.1%	1.4%
Family and consumer sciences/human sciences	103	1.0%	0.9%
Psychology	72	0.7%	0.9%
Transportation and materials moving	72	0.7%	0.6%
Engineering	71	0.7%	3.5%
Legal professions and studies	63	0.6%	0.9%
Public administration and social service professions	60	0.6%	0.7%
Theology and religious vocations	51	0.5%	0.3%
Biological and biomedical sciences	45	0.5%	0.9%
Social sciences	33	0.3%	1.7%
Security and protective services	32	0.3%	0.5%

Source: 2022 Manifold SuperDemographics

6. LABOUR FORCE

6.1 Key Indicators

The JEDI region has a labour force that is 6,357 persons strong with access to a large & competitive workforce of 334,000 people in the surrounding areas. The region also boasts a labour pool with higher levels of apprenticeship, trade certificates & diplomas than nearby municipalities.

As illustrated in Table 16, local participation and employment rates are both approximately 5 percentage points lower compared to that of Alberta. The annual unemployment rate for 2022 is slightly higher than the provincial rate. Together, these data suggest that residents within the JEDI region are slightly less likely to be looking for work or actively employed than the rest of the province, but that those who are looking for work are finding it at a rate similar to their provincial counterparts.

Table 16: Labour Force Characteristics, 2022

	JEDI Region	Alberta
Total population aged 15 years and older	9,868	3,677,898
In the labour force ³	6,357	2,576,081
Employed	5,638	2,292,080
Unemployed	719	284,002
Not in the labour force	3,511	1,101,817
Participation rate %	64.42	70.04
Employment rate %	57.13	62.32
Unemployment rate %	11.31	11.02

Source: McSweeney & Associates from Manifold Data Mining Inc. SuperDemographics 2022.

³ Labour force - Refers to persons who were either employed or unemployed. Unemployed - Refers to persons 15 years and over, excluding institutional residents, who, during the week (Sunday to Saturday), were without paid work or without self-employment work and were available for work and either:


- (a) had actively looked for paid work in the past four weeks;
- (b) were on temporary lay-off and expected to return to their job;
- (c) had definite arrangements to start a new job in four weeks or less.

Table 17 breaks down the labour force status by age and gender. Young adults (15 to 24 years old), particularly males, will be significantly underemployed in 2022.

Table 17: Labour Force Characteristics by Age and Gender, 2022

JEDI Region				Alberta			
	Population 15 to 24 years old:						
	Total	Male	Female	Total	Male	Female	
	Participation rate (%)	56.1	47.9	64.5	64.4	64.4	64.5
	Employment rate (%)	37.2	26.3	49.0	50.5	48.7	52.5
	Unemployment rate (%)	33.7	45.1	24.0	21.6	24.3	18.6
	Population 25 years and over:						
	Participation rate (%)	65.5	72.5	58.0	71.0	77.8	64.3
	Employment rate (%)	59.8	63.9	55.3	64.3	70.0	58.8
	Unemployment rate (%)	8.8	11.9	4.6	9.4	10.1	8.6

Source: McSweeney & Associates from Manifold Data Mining Inc. SuperDemographics 2022.



6.2 Employment Characteristics

The following table illustrates the median and average employment income in the region. Employment income here is captured for any residents in the region who worked for income over the past year. On average, males in the JEDI Region earn up to nearly two-thirds the employment income rate compared to females (65% higher); in comparison, males in Alberta have an average employment income level three-quarters (75%) higher than females.

Table 18: Employment income, 2022 (based on 2021 income levels)

Employment income of population aged 15+:	JEDI Region			Alberta		
	Male	Female	Total	Male	Female	Total
Median	\$59,919	\$31,139	\$41,063	\$66,561	\$40,398	\$51,869
Average	\$84,121	\$51,031	\$68,124	\$100,395	\$57,266	\$79,070

Source: McSweeney & Associates from Manifold Data Mining Inc. SuperDemographics 2022.

Persons who were employed at any point during the previous year can be classified as employees or self-employed. This classification provides information about the level of entrepreneurship within a given labour force. **In the case of the JEDI region, the level of self-employment is more than double that of the province, indicating high levels of entrepreneurship in the region.**

Table 19: Class of workers, 2022

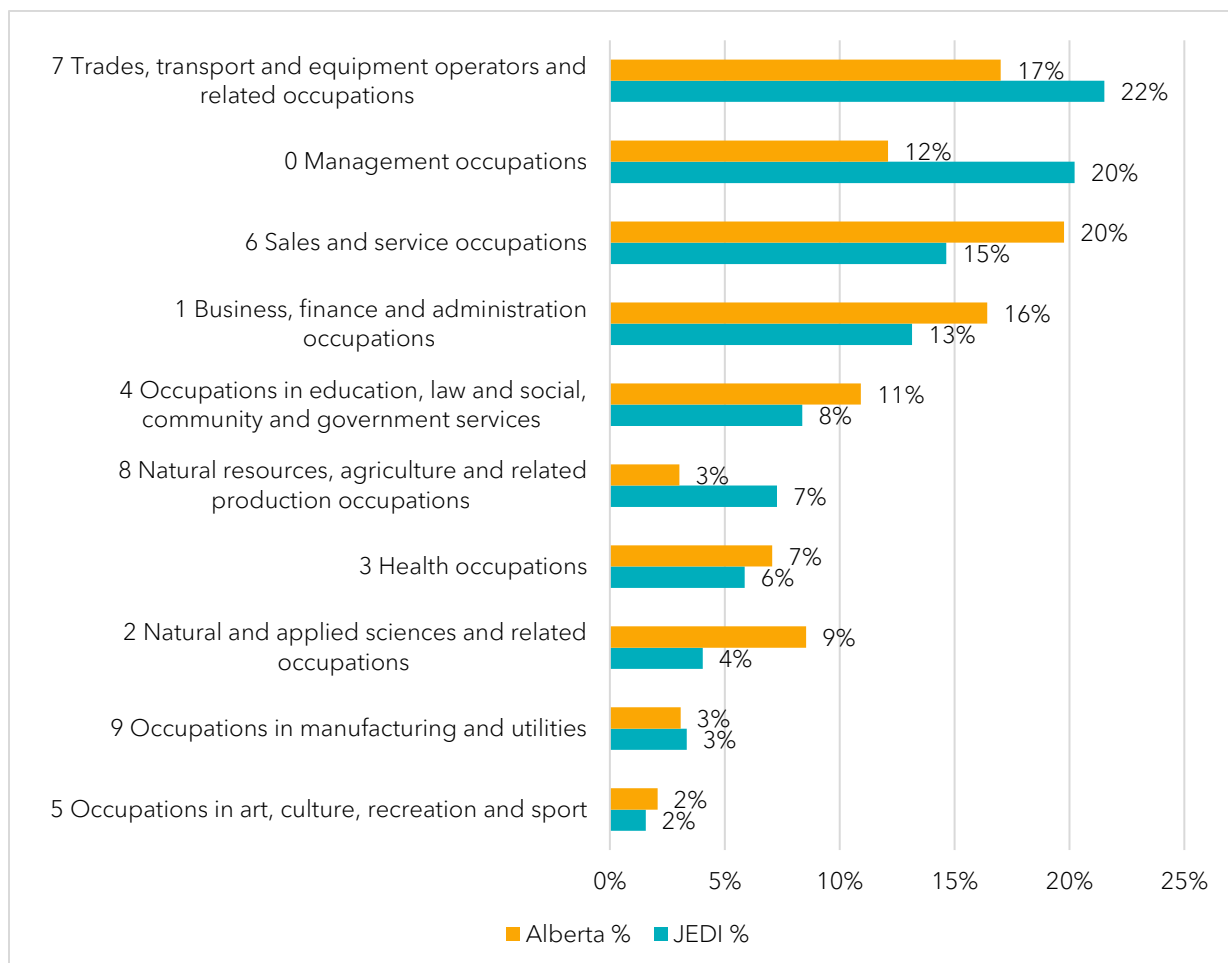
Class of Worker	JEDI Region			Alberta		
	% Total	% Male	% Female	% Total	% Male	% Female
Class of worker - Not applicable	1.6%	1.5%	1.6%	2.8%	2.4%	3.3%
Employee	70.6%	65.4%	77.1%	85.2%	83.4%	87.3%
Self-employed	27.9%	33.1%	21.2%	12.0%	14.2%	9.4%

Source: McSweeney & Associates from Manifold Data Mining Inc. SuperDemographics 2022.

6.3 Labour Force by Occupation

Occupations refer to the kind of work performed by persons aged 15 years and over, as determined by the description of the main activities in their job. The occupation data is produced according to the National Occupation Classification (NOC)⁴. Figure 4 illustrates the JEDI Region's labour force makeup by occupation by 1-digit NOC codes. As can be seen, trades, transport and equipment operators and related occupations as well as management occupations are much more heavily represented within the JEDI region than across the province more broadly.

Figure 4: Labour Force by Occupation, 1 Digit NOCS, 2022



Source: McSweeney & Associates from Manifold Data Mining Inc. SuperDemographics 2022.

³ Occupation data are produced according to the NOC 2016:
<http://noc.esdc.gc.ca/English/noc/welcome.aspx?ver=16>

6.4 Labour Force by Industry

The total labour force population, aged 15 years and over, can be classified by industry based on the North American Industry Classification System (NAICS)⁵.

Table 20 illustrates the order of the largest employment sectors in the JEDI region. Compared to the same industries in Alberta, the JEDI region had a larger percentage of its population working in agriculture-related, construction, and mining and oil and gas extraction industries.

Table 20: Labour Force by Industry, 2022

Labour force by industry	JEDI Region	JEDI Region %	Alberta %
Total labour force	6,357	100%	100%
Industry - not applicable	99	1.6%	3.0%
All industries	6,258	98.4%	97.2%
11 Agriculture, forestry, fishing and hunting	985	15.7%	2.8%
23 Construction	694	11.1%	10.0%
44-45 Retail trade	646	10.3%	11.0%
21 Mining, quarrying, and oil and gas extraction	551	8.8%	6.3%
62 Health care and social assistance	440	7.0%	11.1%
61 Educational services	411	6.6%	6.8%
54 Professional, scientific and technical services	347	5.5%	8.0%
31-33 Manufacturing	325	5.2%	5.6%
48-49 Transportation and warehousing	296	4.7%	4.9%
81 Other services (except public administration)	296	4.7%	4.5%
41 Wholesale trade	226	3.6%	3.8%
72 Accommodation and food services	214	3.4%	5.6%
91 Public administration	187	3.0%	5.6%
56 Administrative and support, waste management and remediation	185	3.0%	3.7%
52 Finance and insurance	139	2.2%	3.5%
71 Arts, entertainment and recreation	116	1.9%	1.9%
53 Real estate and rental and leasing	100	1.6%	2.1%
22 Utilities	64	1.0%	1.2%
51 Information and cultural industries	25	0.4%	1.4%

Source: McSweeney & Associates from Manifold Data Mining Inc. SuperDemographics 2022.

⁵ North American Industry Classification System 2012:

<http://www23.statcan.gc.ca/imdb/p3VD.pl?Function=getVD&TVD=118464>

6.5 Highest Paid Occupations in the JEDI Region

The following table illustrates wages by occupation (4-digit NOCS). The occupations with the highest median wages are illustrated here, but a full listing of occupational wages in the JEDI region can be found online here: <https://www.jobbank.gc.ca/wagereport/location/22322>

Table 21: General Wages by Occupation⁶, 2022

Occupation (NOC)	Low Wages (\$/hour)	Median Wages (\$/hour)	High Wages (\$/hour)
Senior government managers and officials (0012)	50.00	70.05	106.48
Computer and information systems managers (0213)	48.08	63.46	79.33
Other managers in public administration (0414)	37.90	61.54	71.79
Senior managers - construction, transportation, production and utilities (0016)	15.00	60.96	196.28
Engineering managers (0211)	42.46	60.10	76.92
Purchasing managers (0113)	27.50	57.69	99.00
Corporate sales managers (0601)	30.00	57.69	76.92
Government managers - health and social policy development and program administration (0411)	39.00	55.97	70.86
Financial managers (0111)	34.87	55.86	80.75
Insurance, real estate and financial brokerage managers (0121)	36.06	55.38	103.24
University professors and lecturers (4011)	27.40	55.29	75.00
Other business services managers (0125)	28.85	54.91	82.26
Dental hygienists and dental therapists (3222)	33.55	53.00	58.00
Human resources managers (0112)	33.65	52.88	79.33
Petroleum engineers (2145)	33.98	52.88	88.94
Managers in health care (0311)	26.44	52.13	79.87
Civil engineers (2131)	32.21	51.92	85.10
Banking, credit and other investment managers (0122)	25.26	51.28	87.95
School principals and administrators of elementary and secondary education (0422)	30.77	51.28	72.12

⁶ For more wage rates please visit: www.jobbank.gc.ca/LMI_report_area.do?&area=29315&reportOption=wage

Supervisors, petroleum, gas and chemical processing and utilities (9212)	28.70	50.48	61.56
Police officers (except commissioned) (4311)	39.00	50.18	67.00
Nursing co-ordinators and supervisors (3011)	37.98	50.00	53.21
Audiologists and speech-language pathologists (3141)	41.58	49.73	60.39
Occupational therapists (3143)	37.50	49.00	59.63
Economists and economic policy researchers and analysts (4162)	38.46	48.21	52.88
Mechanical engineers (2132)	35.10	48.08	72.12
Land surveyors (2154)	27.64	48.08	76.12
Psychologists (4151)	30.00	48.08	62.50
Business development officers and marketing researchers and consultants (4163)	34.62	48.08	55.61
Manufacturing managers (0911)	28.85	46.15	72.12
Central control and process operators, petroleum, gas and chemical processing (9232)	31.73	46.00	65.00
Firefighters (4312)	29.76	45.89	51.83
Architects (2151)	41.58	45.73	63.44
Health policy researchers, consultants and program officers (4165)	31.00	45.64	54.95
Financial and investment analysts (1112)	36.06	45.49	66.35
Facility operation and maintenance managers (0714)	31.73	45.00	48.08

Source: Human Resources and Skills Development Canada's Labour Market Information Service. Last updated November 17, 2021, <https://www.jobbank.gc.ca/wagereport/location/22322>


7. QUALITY OF LIFE

7.1 Community Characteristics

The slower-paced lifestyle in a picturesque setting makes the County of Wetaskiwin the perfect place to live, work & play! Our residents enjoy a perfect balance of small-town/County living with quick access to urban amenities. An affordable housing market boasts a range of options, from townhomes & traditional single-family houses to upscale homes & exquisite rural properties.

There are 8 hamlets in the JEDI Region spanning from Gwynne in the east to Alder Flats in the west. Whether you live on an acreage, farm or within one of the hamlets most communities have halls, trails & other recreation facilities for residents to enjoy!

The Region is home to seven of Alberta's most scenic lakes which have several recreation & year-round communities, campgrounds, day-use areas & boat launches. There are a variety of subdivisions located in the County as well as 7 nearby summer villages that boast a multitude of prestigious properties.



The JEDI Region boasts ten golf courses that offer championship courses sculpted into the beautiful natural landscape of the Region.

There is a strong local workforce well represented in all occupational and industry sectors including retail/wholesale jobs, agriculture, business and community services. The solid base of farming families contributes to the sustainability of the rural population.

The price of industrial land and commercial/retail real estate in the JEDI region is highly competitive and sells for significantly less than comparable real estate in the adjacent capital region, making the County of Wetaskiwin the perfect location for new business ventures!

7.2 Hamlets & Summer Villages

There are 8 hamlets within the County's jurisdiction as well as 7 Summer Villages that are governed by their own Summer Village Office, for more information on the Summer Villages visit <https://svofficepl.com/admin/>.

Alder Flats

The beautiful Hamlet of Alder Flats is located on Highway 13, 8 kilometres (5.0 mi) west of the junction of Highway 22 and 13 and approximately 120 kilometres (75 mi) southwest of Edmonton. Some of the community attributes include, a General Store, community centre, curling rink, Legion, outdoor ice rink and rodeo grounds.



Buck Lake

The tranquil Hamlet of Buck Lake is located on Highway 13, 8 kilometres (5.0 mi) west of the junction of Highway 22 and 13 and approximately 120 kilometres (75 mi) southwest of Edmonton. Low density, large residential lots provide a feeling of being close to nature.



Falun

The Hamlet of Falun is located on Highway 13 approximately 31 kilometers (19 mi.) west of Wetaskiwin. Falun is home to a community centre, outdoor rink, Falun Elementary School & Pigeon Lake Regional School serving grades 7-12.

Gwynne

The Hamlet of Gwynne is located on Highway 13, 11 kilometres (6.8 mi) east of the City of Wetaskiwin. The picturesque community nestled in the Gwynne valley features a variety of residential properties just a short drive from the City of Wetaskiwin or Camrose.



Mulhurst Bay

The Hamlet of Mulhurst Bay is located on the north-east side of Pigeon Lake on Highway 616 and can be accessed from either Highway 2 via Highway 616 or Highway 13 via Highway 795 and 616. It is approximately 53 kilometres (32 mi) west of Wetaskiwin. This serene lakeside community features a variety of four-season properties.



Village at Pigeon Lake

The Village at Pigeon Lake is located 0.3 kilometres (0.19 mi) north of Highway 13 approximately 44 kilometres (27 mi) west of Wetaskiwin. The Village features unique shops, a hotel, spa and restaurants including a craft brewery and large grocery market. This resort community features condominium and single family dwelling subdivisions as well as exquisite lakeside properties.



Westerose

The Hamlet of Westerose is located on Hwy 13 approximately 44 kilometers (27 mi) west of Wetaskiwin. Westerose is conveniently located between Falun and the Villiage at Pigeon Lake. Here you will find a unique gift and antique store.

Winfield

The Hamlet of Winfield is located at the junction of Highway 13 and 20, approximately 70 kilometres (43 mi) west of Wetaskiwin. With a deep-rooted agricultural heritage, this vibrant community hosts several events throughout the year including, Ugetuk Days, rodeos and gymkanas. The Winfield Indoor Rink has active minor and pond hockey leauges.



7.3 Health Services

Wetaskiwin Hospital & Care Centre

Provides a range of health care services including a 24/7 emergency department.

6910-47 St, Wetaskiwin, AB

P: 780-361-7100

Winfield Community Health Centre

10 2 Avenue W, Winfield, AB

P: 780-682-4755

7.4 Community Services

Table 22: Community Services

Protective Services		
	Service Provider	Contact Information
Police	Royal Canadian Mounted Police (RCMP)	5005-48 Avenue Wetaskiwin, AB P: 780-312-7200 or 911 (emergency)
Municipal Enforcement	Community Peace Officers	County of Wetaskiwin P: 780-352-0005
Fire	County of Wetaskiwin: 1. Buck Lake / Alder Flats Fire Department 2. Mulhurst Bay Fire Department 3. South Pigeon Lake Fire Department 4. Wetaskiwin Rural Fire Department 5. Winfield Fire Department	911 (emergency) County of Wetaskiwin P: 780-361-6240
Ambulance	Alberta Health Services	911 (emergency)

Source: Joint Economic Development Initiative

Emergency Shelters / Resource Centres		
	Service Provider	Contact
Family Service Centre	Family & Community Support Services (FCSS)	County of Wetaskiwin P: 780-352-3321 ext. 2292
Food Bank	Wetaskiwin Salvation Army Food Bank	5010 51 Ave Wetaskiwin, AB P: 780-352-2416
Food Services	Neighbours Outreach Wetaskiwin	5009-48 Ave Wetaskiwin, AB P: 780-352-8428
Disabilities Support	Horizons Centre	5431-36 Ave Wetaskiwin, AB P: 780-352-6096
Resource Centre	Wetaskiwin and District Association for Community Service (WDACS)	5211 54 Street P: 780-2241
Career & Employment Counselling	Moyra Kennedy, Workforce Consultant Alberta Labour and Immigration Employer & Program Services Branch	1 st Floor Macadil Building 5201 51 Avenue Wetaskiwin P: 780-361-5892

Source: Joint Economic Development Initiative



7.5 Education

The JEDI Region is a great place to raise a family! Our communities are served by the Wetaskiwin Regional Public-School Division (WRPS) that provides education to school-age children in the 10 schools across the region. There are also private, Catholic & Christian school options available a short drive away in neighbouring communities.

To see which schools are closet to your area of interest see here: <https://www.wrps11.ca/>

7.6 Recreation, Culture and Sports Facilities

The JEDI Region has a variety of community halls & facilities available to residents. A full list can be found the County of Wetaskiwin's website as well as the neighboring City of Wetaskiwin's website listed in Table 23.

Table 23: Recreation Facilities

Recreation Facilities	
Community Centers/Community Halls	
Municipality	Web Link
County of Wetaskiwin	https://www.county.wetaskiwin.ab.ca/201/Community-FacilitiesClubs-Societies-Cont
Sports/Recreation Facilities	
County of Wetaskiwin	https://www.county.wetaskiwin.ab.ca/424/Recreation
City of Wetaskiwin	http://www.manlukcentre.ca/515/The-Manluk-Centre
Parks and Trails	
County of Wetaskiwin	https://www.county.wetaskiwin.ab.ca/268/Municipal-Campgrounds

Source: Joint Economic Development Initiative

Gwynne Valley Ski Area

Located in the Gwynne valley, the Gwynne Valley Ski Area is the perfect place to have fun with your family! With reasonable lift rates and seasons passes, they offer an inviting environment for adults, children and seniors to ski and snowboard. Visit <https://www.gwynnevalley.ca/> for more information.



Municipal Campgrounds

The County operates six overnight campgrounds, Battle Lake, Buck Lake, Twin Lakes, Coal Lake South, Mound Red and Red Deer Lake. The campgrounds are typically open from May until September of each year. There are also multiple day use areas as well as private and Provincially operated campgrounds. Visit <https://www.county.wetaskiwin.ab.ca/268/Municipal-Campgrounds> for more information.

Trails

The County is home to several beautiful trail systems. Such as the Pipestone Creek Conservation Land located east of Wetaskiwin <https://www.ealt.ca/pipestone-creek>, CPR Canyon Hiking trail also known as Chickadee Trail near Gwynne and multiple trails in the Pigeon Lake area.



Alberta 4-H Centre

The Alberta 4-H Centre is tucked away on 143 scenic acres along the shores of Battle Lake, it operates as a year-round facility that can be reserved by the general public for corporate groups, retreats, weddings, and more!

The Region has several 4-H clubs where youth can take part in a variety of projects from small and large animals to welding, photography, woodworking & small engines to name a few. 4-H helps its members become assertive and confident leaders who can make decisions and facilitate change.



7.7 Community Groups & Events

The JEDI Region is proud of its agricultural heritage & the following Agricultural Societies help encourage & support the agriculture industry and western lifestyle. They accomplish this by hosting rodeos, tractor pulls, concerts, harvest festivals, farmers markets and other community events.

Name	Contact
Millet & District Recreational & Ag Society	Box 714 Millet, AB T0C 1Z0 P: 780-387-4043 https://www.facebook.com/milletagsociety
Wetaskiwin Agricultural Society	http://www.wetaskiwinag.com/ Box 6304 Wetaskiwin, AB T9A 2G1 P: 780-352-2780
Lakedell Ag Society	http://www.lakedell.org/ 461043 Range Road 12 Westerose, AB P: 780-586-2505
Winfield & District Ag Society	P: 780-621-1125 https://www.winfieldagsociety.com/
Buck Lake Ag Society	Box 120 Buck Lake, AB T0C 0T0 P: 780-898-2311 https://www.facebook.com/BuckLakeAgSociety
Alder Flats Community Ag Society	Box 135 Alder Flats, AB T0C 0A0 admin@alderflats.ca https://www.alderflats.net



8. POSTSECONDARY AND PROFESSIONAL DEVELOPMENT TRAINING OPPORTUNITIES

This section identifies recognized universities and colleges servicing the JEDI region. A comprehensive list of Alberta colleges and universities in Alberta can be found here: <http://www.collegealberta.info/>.

The following two tables illustrate institutions located in and near the region and the key programs and strengths of each institution.

8.1 Postsecondary

Postsecondary Institutions		
Institution Name	Key Programs	Location/Contact
University of Alberta	The university comprises four campuses in Edmonton and the Augustana Campus in Camrose. It offers 400 programs in 18 faculties.	116 St & 85 Ave, Edmonton, AB Augustana Campus 4901 46 Ave, Camrose, AB T4V 2R3 https://www.ualberta.ca/index.html
MacEwan University	MacEwan University offers ten baccalaureate degrees, one applied degree and 43 diploma and certificate programs. The university's four faculties and two schools offer programming in fine arts and communications, health and community studies, liberal arts and sciences, engineering, physical education, nursing, and business. The university also offers non-credit professional and personal development courses on a part-time basis, in addition to programming for university preparation and English-as-a-Second-Language courses.	10700 104 Ave NW, Edmonton, AB https://www.macewan.ca/home/

Red Deer Polytechnic	Red Deer Polytechnic offers more than 100 different credit programs, housed in seven Schools: trades, certificates, diplomas, graduate certificates and applied degrees	100 College Blvd, Red Deer, AB T4N 5H5 https://rdpolytech.ca/
Olds College	Offers a variety of certificate, diploma and applied degree options in the 10 Faculties, specializing in agriculture, horticulture, land and environmental stewardship.	4500 - 50th Street Olds, AB https://www.oldscollege.ca/

Source: McSweeney and Associates

8.2 Private Institutes and Professional Development Training Programs

Private Institutions		
Institution Name	Key Programs	Location/Contact
Norquest College	Offer workforce-relevant programs across a wide range of disciplines: health, business, community studies, environment	5502 49 Ave Wetaskiwin, AB https://www.norquest.ca/home.aspx
SATO Canada	SATO specializes in training vacuum truck, water truck and track hoe operators. In addition, SATO offers a unique course providing Basic Rig Site Orientation as well as the required courses to be certified onsite such as H2S and First Aid.	Millet, AB https://satocanada.ca/
Lokken College	Certified programs include Occupation-Specific skills a work internship and 6 months of follow-up support (after you are employed). Certifies retail hospitality and industrial workers.	302 - 5201 51 Ave Wetaskiwin, AB https://www.lokken.com/

Burman University	Offers over 35 major or track choices in bachelor degree programs in Division of Arts, Division of Science, School of Business, and School of Education.	6730 University Drive Lacombe, AB https://www.burmanu.ca/
Northern Alberta Institute of Technology (NAIT)	Over 200 degree, diploma and certificate programs in the areas of business, applied sciences and technology, health and life sciences, and skilled trades.	11762 106 St Edmonton, AB https://www.nait.ca/nait/home
Concordia University of Edmonton	The university has five faculties and two schools: Faculty of Arts, Faculty of Education, Faculty of Graduate Studies, Faculty of Management, Faculty of Science, School of Physical Education and Wellness, and School of Music. The university offers 45 majors and minors in the fields of Arts, Science and Management; two after-degree programs, three master's degrees, and several graduate certificates and diplomas.	7128 Ada Blvd NW, Edmonton, AB https://concordia.ab.ca/
CDI College	Business, healthcare and legal studies; professional development opportunities.	5000 Gaetz Ave, Red Deer, AB https://www.cdicollege.ca/

Source: McSweeney and Associates



9. INDIGENOUS DEVELOPMENT IN THE JEDI REGION

The community of Maskwacis is located just south of the JEDI Region bordering the County of Wetaskiwin. Maskwacis includes the "four nations" of Ermineskin Cree Nation, Samson Cree Nation, Louis Bull Tribe, and the Montana First Nation.

9.1 Educational Assets

Maskwacis Cultural College

2 Saddleback Rd. N
Maskwacis, Alberta, Canada
T0C 1N0
P: (780) 585-3925

9.2 Business Support Agencies


Maskwacis Employment Center (MEC) successfully assists and promotes the independence of clients to prepare for, obtain and maintain employment through client-based services and collaborative partnerships.

MEC provides one on one job coaching services, resume services, group workshop facilitation job fairs and an active job board. MEC also provides access for industry to Maskwacis Indigenous workforce.

P: 780-585-4450

info@maskwacisemployment.ca

<https://www.maskwacisemployment.ca/>



10. TRANSPORTATION INFRASTRUCTURE

10.1 Major Transportation Corridors

The JEDI region has four major high-capacity highway systems and is directly on the CANAMEX Corridor.

The CANAMEX corridor is a series of improvements to freeways and other transportation infrastructure linking Canada to Mexico through the United States. The corridor was established under the North American Free Trade Agreement. Currently, the corridor is defined by a series of 4 lane highways (including Highway 2 in Alberta). However, the corridor is also proposed for use by railroads and fibre optic telecommunications infrastructure.



Table 24: Distance to Major Urban Centres

Distance to Major Urban Centres		
Location	Distance (km)	Distance (miles)
City of Leduc	30	19
City of Camrose	40	25
Edmonton	45	28
City of Red Deer	109	68
Calgary	246	153
City of Wetaskiwin	Within Region	

Source: McSweeney & Associates from Google Maps

Table 25: Distance to US Border Crossings

Distance to Major US Border Crossings		
Border Crossing	Distance (km)	Distance (miles)
Carway (Hwy 2)	496	308
Coutts (Canada) (Hwy 4) – Sweetgrass (USA) (Hwy 15)	588	365

Source: McSweeney & Associates from Google Maps

Annual Average Daily Traffic Counts for 2021:

Hwy 616 & Hwy 2:

North on 2: 25,120
South on 2: 24,140
West on 616: 1,340
East on 616: 1,400

Hwy 616 & Hwy 2A:

North on 2A: 7,090
South on 2A: 6,540
West on 616: 2,890
East on 616: 700

Hwy 2 & Hwy 13

North on 2: 24,020
South on 2: 24,000
West on 13: 3,620
East on 13: 3,040

Hwy 13 & Rd 795

North on 795: 900
South on 795: 140
West on 13: 3,060
East on 13: 3,140

Hwy 2 & Hwy 611

North on 2: 24,000
South on 2: 23,840
West on 611: 660
East on 611: 740

Hwy 771 & Hwy 13

North on 771: 980
South on 771: 680
West on 13: 960
East on 113: 2,060

Hwy 13 & Hwy 20

North on 20: 2,210
South on 20: 2,130
West on 13: 1,090
East on 13: 750

Hwy 13 & Hwy 22

North on 22: 1,810
South on 22: 1,740
West on 13: 740
East on 13: 1,010

Source: <http://www.transportation.alberta.ca/mapping/>



10.2 Airports

The recently expanded Edmonton (YEG) International Airports are a 20-90 minute drive, depending on the starting point.

Name	Details	Web	Type/specs
Edmonton International Airport	1000 Airport Rd Edmonton International Airport, AB T9E 0V3 Code: YEG Elevation: 723 m Phone: (780) 890-8900	https://flyeia.com/	International Airport Customs border Cargo Zone
Wetaskiwin Regional Airport	6301 47 Ave, Wetaskiwin, AB T9A 2G2 Code: CEX3 Elevation: 764m Phone: 780-361-4449	https://www.wetaskiwin.ca/cex3	Public Regional Airport
Red Deer Airport	Address: 3801 Airport Dr, Springbrook, AB T4S 2E8	https://www.flyreddeer.com/	Public Regional Airport

Free Trade Zone (Port Alberta)

Within the FTZ, located at Edmonton International Airport, a company imports raw materials or partially finished goods, completes manufacturing and exports the products throughout Canada, North America or internationally.

Through Port Alberta, a business can access the FTZ Task Force which may be comprised of representatives from the following federal government departments:

- ✓ Canada Border Services Agency
- ✓ Canada Revenue Agency
- ✓ Transport Canada
- ✓ Global Affairs Canada
- ✓ Western Economic Diversification

<http://www.portalbarta.com/foreign-trade-zone>

10.3 Rail Services

Two continental rail lines move goods to ports in Vancouver, Prince Rupert, and Halifax, enabling global market access and expansion. The nearest commercial rail services are in Calgary and Edmonton, which are serviced by both CN Rail and Canadian Pacific Rail.

The main north/south line of the Canadian Pacific Railway (CP) goes through the JEDI region. The line goes directly through the City and County of Wetaskiwin.

Canadian Pacific Rail

CP has numerous routing options across Canada and through the U.S., an excellent North American reach through gateways with all Class I railways. CP has extensive Canadian and U.S. short line partners and serves to lead Atlantic and Pacific port facilities.

Canadian Head Office:

Gulf Canada Square
 401 9 Avenue SW, Suite 500
 Calgary, AB
 T2P 4Z4
 Web: www.cpr.ca/

Closest Transload Facility:

Edmonton TFR
 6040 - 99 Street
 Edmonton, AB
 Phone: 403-319-6476

Closest Intermodal Facility:

Edmonton Intermodal
 Terminal
 10155 - 39 Ave NW
 Edmonton, AB
 Phone: 1-888-333-8111

CN Rail

CN is a leader in the North American rail industry. Following its acquisition of Illinois Central in 1999, WC in 2001 and GLT in 2004, as well as its partnership agreement with BC Rail in 2004, CN provides shippers with more options and greater reach in the rapidly expanding market for north-south trade. More CN services located at:

Headquarters

935 de La Gauchetière Street
 W
 Montreal, QC H3B 2M9
 Phone: 1-888-888-5909
<http://www.cn.ca/en/index.htm>

Closest Intermodal Station

Calgary Logistics Park
 250050 Lantz Way
 Rocky View County, AB T1Z
 0A8
 Port Code: 701
 Mon-Sun: 24 hours daily

**Closest Intermodal Station
 (with speed gate)**

12311 - 184th Street,
 Edmonton, AB T5V 1T3
 Port Code: 702
 Mon-Sun: 24 hours daily

11. BUSINESS SUPPORT SERVICES AND INSTITUTIONS

The following programs and organizations support businesses by facilitating commercialization, workforce development, research and development, export growth and, raising capital funding. For a complete list of funding, grants and tax credits for businesses please visit the Appendix at the end of this document.

11.1 National Support Agencies

Federal Programs/Agencies	
Name	URL
Industry Canada: Information for Businesses	www.canada.ca/en/services/business.html
Canadian Chamber of Commerce	www.chamber.ca/
Western Economic Diversification Canada	www.canada.ca/en/western-economic-diversification.html
Invest in Canada	https://www.investcanada.ca/
Futurpreneur Canada	www.futurpreneur.ca/en/
Business Development Bank of Canada	www.bdc.ca/en/pages/home.aspx
Canada Business Network	www.canada.ca/en/services/business.html
Export Development Canada	https://www.edc.ca/
Innovation, Science and Economic Development	www.ic.gc.ca/eic/site/icgc.nsf/eng/home
Human Resources and Skills Development Canada	www.canada.ca/en/services/jobs.html
National Research Council of Canada	nrc.canada.ca/en
Fundica	www.fundica.com/
CoopZone	www.coopzone.coop/
Tools and Financing for Aboriginal Business	www.ccab.com/tfab/
Indigenous business services	https://www.isc-sac.gc.ca/eng/1100100032796/1610546385227
Start Up Canada	www.startupcan.ca/

Source: McSweeney & Associates

11.2 Provincial Support Agencies

Provincial Programs/Agencies	
Name	URL
Economic Development Alberta	www.edaalberta.ca/
Invest-Tech	https://www.calgaryeconomicdevelopment.com/sectors/technology/
Inno-Tech Alberta	innotechalberta.ca/
Business Link	businesslink.ca/
Alberta Women Entrepreneurs	https://www.awebusiness.com/
Rural Alberta Business Centres	https://gccans.ca/rural-alberta-business-centres-16095227896293858914/
Alberta Small Business Service Provider Directory	https://www.alberta.ca/small-business-resources.aspx
Community Futures Central Alberta	https://central.albertacf.com/
Alberta Chambers of Commerce, AB	www.abchamber.ca/
Alberta Innovates	albertainnovates.ca/
Alberta Small Business Resources	www.smallbusiness.alberta.ca/
Alberta's agri-food industry	https://www.alberta.ca/agri-food.aspx
Alberta Ministry of Jobs, Economy & Innovation	https://www.alberta.ca/jobs-economy-and-innovation.aspx

Source: McSweeney & Associates

11.3 Regional Specific Support Agencies

Local/ Regional Departments/Agencies	
Name	URL
Joint Economic Development Initiative	www.JEDlAlberta.com
Central Alberta Economic Partnership	https://investcentralalberta.ca/
Central Alberta Access Prosperity	https://accessprosperity.ca/
Central Alberta Regional Innovation Network (CARIN)	http://www.ca-rin.ca/
The Chamber Leduc Wetaskiwin Regions	https://www.yourchamber.ca/
Pigeon Lake Regional Chamber of Commerce	https://pigeonlakechamber.ca/

Source: McSweeney & Associates

APPENDIX A: FUNDING OPPORTUNITIES

Capital	Web
AgriCompetitiveness Program	https://agriculture.canada.ca/en/agricultural-programs-and-services/agricompetitiveness-program
Canada Small Business Financing Program - Industry Canada	http://www.ic.gc.ca/eic/site/csbfp-pfpec.nsf/eng/Home
Futurpreneur Canada Newcomer Program	https://www.futurpreneur.ca/en/get-started/financing-and-mentoring/newcomer/
Investments in Forest Industry Transformation	http://www.nrcan.gc.ca/forests/federal-programs/13139
Metis Voyageur Development Fund	http://www.mvdf.ca/
SD Tech Fund	https://www.sdtc.ca/en/
Strategic Innovation Fund: Stream 2	http://www.ic.gc.ca/eic/site/125.nsf/eng/home
Aboriginal Economic Partnerships Program (AEPP)	https://open.alberta.ca/publications/aboriginal-economic-partnerships-program-application-guidelines
Alberta Investor Tax Credit (AITC)	https://www.alberta.ca/alberta-investor-tax-credit.aspx
Capital Investment Tax Credit (CITC)	https://www.alberta.ca/capital-investment-tax-credit.aspx
Alberta Innovates - Clean Technology Business Innovation (CTBI) Voucher Program	https://albertainnovates.ca/app/uploads/2019/05/Clean-Technology-Business-Innovation-PROGRAM-GUIDE-FINAL-May-23-2019.pdf
Alberta Enterprise Corporation	http://www.alberta-enterprise.ca/
CIP Project-Based Grant	https://www.alberta.ca/cip-project-based-grant.aspx
CIP Operating Grant	https://www.alberta.ca/cip-operating-grant.aspx
CIP Major Cultural and Sport Events Grant	https://www.alberta.ca/cip-major-cultural-sport-events-grant.aspx
Western Diversification Program	https://www.wd-deo.gc.ca/eng/301.asp
Economic Development Initiative	https://www.wd-deo.gc.ca/eng/11564.asp

Source: McSweeney & Associates

Community Development	Web
Tourism Growth Innovation Fund	https://open.alberta.ca/publications/tourism-growth-innovation-fund
Government of Alberta - SPAR: Podium Alberta Grants	https://sportcalgary.ca/grants-funding-awards/government-of-alberta-spar-podium-alberta-grants
Engagement Operating Grant Program	https://open.alberta.ca/publications/engagement-operating-grant-program-guidelines
Leadership and Certification Operating Grant Program Guidelines	https://open.alberta.ca/publications/leadership-and-certification-operating-grant-program-guidelines
Alberta Blue Cross - Healthy Communities Grant	https://www.community.ab.bluecross.ca/programs/built-together.php
Alberta Indigenous Solar Program	https://open.alberta.ca/publications/alberta-indigenous-solar-program-application-guidelines
Alberta Municipal Water/Wastewater Partnership (AMWWP)	http://www.transportation.alberta.ca/2719.htm
First Nations Development Fund Grant Program	https://www.alberta.ca/first-nations-development-fund-grant-program.aspx
Alberta Community Resilience Program	https://www.alberta.ca/alberta-community-resilience-program.aspx

Source: McSweeney & Associates

Commercialization	Web
Canadian Technology Accelerators	https://www.trade commissioner.gc.ca/cta-atc/index.aspx?lang=eng
AgrilInnovate Program	https://agriculture.canada.ca/en/agricultural-programs-and-services/agriinnovate-program
CDMN Soft Landing Program	https://canadastechnetwork.ca/program/soft-landing
Industrial Research Assistance Program (IRAP) - National Research Council Canada	http://www.nrc-cnrc.gc.ca/eng/ibp/irap/about/index.html
Investments in Forest Industry Transformation	http://www.nrcan.gc.ca/forests/federal-programs/13139
SD Tech Fund	https://www.sdtc.ca/en/

Commercialization	Web
Aboriginal Business and Entrepreneurship Development	https://www.isc-sac.gc.ca/eng/1100100032796/1610546385227
Alberta Innovates - Cross Sectoral Investments (Alberta Innovation Voucher and Micro-Voucher Programs)	https://albertainnovates.ca/programs/voucher/
Alberta Innovates - Cross Sectoral Investments (Product Demonstration Program)	https://albertainnovates.ca/programs/product-demonstration-program/
Alberta Innovates - Cross Sectoral Investments (Alberta-Jalisco Innovation and Commercialization Program)	https://albertainnovates.ca/focus-areas/entrepreneurial-investments/alberta-jalisco/
Strategic and International Technology Partnerships	https://www.alberta.ca/international-partnerships.aspx
Alberta-Europe Technology Collaboration Fund	https://eccir.ca/alberta-europe-technology-collaboration-fund/

Source: McSweeney & Associates

Media (Digital and Other)	Web
Canadian Media Fund	https://cmf-fmc.ca/
Film or Video Production Services Tax Credit (PSTC)	https://www.canada.ca/en/canadian-heritage/services/funding/cavco-tax-credits/film-video-production-services.html
Theatre Individual Project Funding	https://www.affta.ab.ca/funding/find-funding/theatre-individual-project-funding-0
Major Arts Presenters Operating Funding	https://www.affta.ab.ca/funding/find-funding/major-arts-presenters-operating-funding
Emerging Curator Fellowship	https://www.affta.ab.ca/funding/find-funding/emerging-curator-fellowship
Visual Arts and New Media Individual Project Funding	https://www.affta.ab.ca/funding/find-funding/visual-arts-and-new-media-individual-project-funding
Public Art Galleries Operating Funding	https://www.affta.ab.ca/funding/find-funding/public-art-galleries-operating-funding

Media (Digital and Other)	Web
Film and Video Arts Scholarship	https://www.affta.ab.ca/funding/find-funding/film-and-video-arts-scholarship
Indigenous Arts Individual Project Funding	https://www.affta.ab.ca/funding/find-funding
Professional Performing Arts Organizations Operating Funding	https://www.affta.ab.ca/funding/find-funding/professional-performing-arts-organizations-operating-funding
Provincial Arts Service Organizations Operating Funding	https://www.affta.ab.ca/funding/find-funding/provincial-arts-service-organizations-operating-funding
Film and Video Individual Project Funding	https://www.affta.ab.ca/funding/find-funding/film-and-video-individual-project-funding
Arts Presenting Project Funding	https://www.affta.ab.ca/funding/find-funding/arts-presenting-project-funding
Community Support Organizations Operating Funding	https://www.affta.ab.ca/funding/find-funding/community-support-organizations-operating-funding
Music Individual Project Funding	https://www.affta.ab.ca/funding/find-funding/music-individual-project-funding
Dance Individual Project Funding	https://www.affta.ab.ca/funding/find-funding/dance-individual-project-funding
Indigenous Arts Projects for Organizations	https://www.affta.ab.ca/funding/find-funding/indigenous-arts-projects-organizations
Screen-based Production Grant	https://www.alberta.ca/screen-based-production-grant.aspx
Alberta Project Script Development Grant	https://www.alberta.ca/alberta-project-script-development-grant.aspx
Post-Production, Visual Effects and Digital Animation Grant (PPG)	https://www.alberta.ca/post-production-visual-effects-digital-animation-grant.aspx
Cultural Industry Support Organizations Operating Grant	https://www.alberta.ca/cultural-industry-support-organizations-operating-grant.aspx
Cultural Industry Organizations Project Grant	https://www.alberta.ca/cultural-industry-organizations-project-grant.aspx

Source: McSweeney & Associates

Energy	Web
Canadian Industry Program for Energy Conservation (CIPEC)	http://www.nrcan.gc.ca/energy/efficiency/industry/cipec/5153
IESO Conservation Fund	http://www.ieso.ca/get-involved/funding-programs/conservation-fund/cf-overview
ecoENERGY Efficiency for Industry Program: ISO 50001	http://www.nrcan.gc.ca/energy/efficiency/industry/financial-assistance/5387
Save on Energy	https://www.saveonenergy.ca/Business.aspx
SD Tech Fund	https://www.sdtc.ca/en/
Alberta Indigenous Community Energy Program	https://open.alberta.ca/publications/aicep-guidelines
Alberta Innovates - Clean Energy (Clean Technology)	https://albertainnovates.ca/programs/renewable-and-alternative-energy/
Alberta Innovates - Clean Energy (Advanced Hydrocarbons)	https://albertainnovates.ca/programs/cleaner-hydrocarbon-production/
Alberta Innovates - Water and Land (Tailings Management)	https://albertainnovates.ca/programs/water-innovation/
Petrochemicals Diversification Program	https://www.alberta.ca/alberta-petrochemicals-incentive-program.aspx
Coal Community Transition Fund	https://www.alberta.ca/coal-community-transition-fund.aspx
Alberta Indigenous Solar Program	https://open.alberta.ca/publications/alberta-indigenous-solar-program-application-guidelines

Source: McSweeney & Associates

Export	Web
Canadian Commercial Corporation (CCC)	http://www.ccc.ca/
New Exporters to Border States (NEBS)	https://altitudeaccelerator.ca/opportunity/new-exporters-to-border-states-nebs-program/
CanExport Program	https://www.tradecommissioner.gc.ca/funding-financement/canexport/index.aspx?lang=eng
Expanding Market Opportunities Program	http://www.nrcan.gc.ca/forests/federal-programs/13133

Export	Web
Going Global Innovation	http://tradecommissioner.gc.ca/funding-financement/ggi-vmi/index.aspx?lang=eng
SME Export Support Fund	https://www.alberta.ca/export-support-fund.aspx

Source: McSweeney & Associates

Human Resources and Training	Web
Apprenticeship Job Creation Tax Credit - Canada Revenue Agency	http://www.cra-arc.gc.ca/tx/ndvdl/tpcs/ncm-tx/rtrn/cmpltng/ddctns/lns409-485/412/jctc-eng.html
Canada Summer Jobs	https://www.canada.ca/en/employment-social-development/services/funding/canada-summer-jobs.html
Canadian Institutes of Health Research	http://www.cihr-irsc.gc.ca/e/37788.html
Concierge Service - Government of Canada	https://nrc.canada.ca/en/stories/concierge-service-helping-make-expansion-dreams-reality-small-business
Industrial Research Assistance Program (IRAP) - National Research Council Canada	http://www.nrc-cnrc.gc.ca/eng/ibp/irap/about/index.html
MITACS Accelerate	http://www.mitacs.ca/accelerate
NSERC CRD	http://www.nserc-crsng.gc.ca/Professors-Professeurs/RPP-PP/CRD-RDC_eng.asp
Skills Link Program	http://www.servicecanada.gc.ca/eng/epb/yi/ye p/newprog/skillslink.shtml
Youth Employment Program - National Research Council Canada	http://www.nrc-cnrc.gc.ca/eng/irap/services/youth_initiatives.html
Alberta Innovates - Cross Sectoral Investments (Alberta Entrepreneurship Incubator Program)	https://albertainnovates.ca/focus-areas/entrepreneurial-investments/
Alberta Innovates - Clean Technology Development (CTD) program	https://albertainnovates.ca/app/uploads/2019/01/Clean-Tech-Dev-Program-Guide-Open-Call-2.pdf
Alberta Innovates - Clean Technology Networks Program	https://albertainnovates.ca/impact/newsroom/advancing-clean-technology-solutions/

Human Resources and Training	Web
Alberta Innovates - Clean Technology Facilities Support Program	https://albertainnovates.ca/app/uploads/2018/07/Clean-Technology-Facilities-Support-program-guide.pdf
Tourism Entrepreneurship Startup Seminar	https://open.alberta.ca/publications/9781460137598
Tourism Entrepreneurial Support	https://industry.travelalberta.com/
Youth Agriculture Education	https://cap.alberta.ca/CAP/program/YOUTH_EDUCATION
Canada-Alberta Job Grant	https://www.alberta.ca/canada-alberta-job-grant.aspx
Summer Temporary Employment Program (STEP)	https://open.alberta.ca/dataset/e1b352f5-792a-4d7c-b63a-0e5b0bdeac53/resource/75db83cf-fd9a-496b-8fbb-f1ee7f864cfa/download/stepguidelines.pdf
Training for Work programs	https://www.alberta.ca/training-work-programs.aspx
Indigenous Tourism	https://indigenoustourismalberta.ca/
Leadership and Certification Operating Grant Program Guidelines	https://open.alberta.ca/publications/leadership-and-certification-operating-grant-program-guidelines
Indigenous Relations' (IR) First Nations Consultation Capacity Investment Program	https://fcm.ca/en/resources/cedi/first-nation-municipal-funding-resources

Source: McSweeney & Associates

Research and Development	Web
AgriInnovation Program	https://agriculture.canada.ca/en/agricultural-programs-and-services/agriinnovate-program
AgriScience Program	https://agriculture.canada.ca/en/agricultural-programs-and-services/agriscience-program-projects
Canada Foundation for Innovation	http://www.innovation.ca/en/OurFunds
Canadian Institutes of Health Research	http://www.cihr-irsc.gc.ca/e/37788.html
Canadian International Innovation Program (CIIP)	https://www.tradecommissioner.gc.ca/funding-financement/ciip-pcii/index.aspx?lang=eng

Research and Development	Web
Communications Research Centre Canada - Industry Canada	https://ised-isde.canada.ca/site/communications-research-centre-canada/en
Automotive Partnership Canada	http://www.apc-pac.ca/index_eng.asp
Canada Foundation for Innovation	https://www.innovation.ca/awards/innovation-fund
Industrial Research Assistance Program (IRAP) - National Research Council Canada	http://www.cra-arc.gc.ca/sred/
MITACS Accelerate	https://www.mitacs.ca/en/programs/accelerate
NSERC Engage R&D	http://www.nrc-cnrc.gc.ca/eng/irap/services/youth_initiatives.html
Collaborative Technology Development and Demonstration Stream	http://www.ic.gc.ca/eic/site/125.nsf/eng/00002.html
Aboriginal Business and Entrepreneurship Development	https://www.isc-sac.gc.ca/eng/1100100032796/161054638522Z
Alberta Innovates - Bio Sector - Guest Speaker Support Program	https://albertainnovates.ca/what-we-offer/funding-grants/
Alberta Innovates - Clean Energy (Advanced Hydrocarbons)	https://albertainnovates.ca/programs/cleaner-hydrocarbon-production/
Alberta Innovates - Clean Energy (Clean Technology)	https://albertainnovates.ca/programs/renewable-and-alternative-energy/
Alberta Innovates - Cross Sectoral Investments (Alberta Innovation Voucher and Micro-Voucher Programs)	https://albertainnovates.ca/programs/voucher/
Alberta Innovates - Cross Sectoral Investments (Alberta Small Business Research and Innovation Initiative)	https://albertainnovates.ca/programs/alberta-small-business-innovation-and-research-initiative/
Alberta Innovates - Clean Technology Development (CTD) program	https://albertainnovates.ca/app/uploads/2019/01/Clean-Tech-Dev-Program-Guide-Open-Call-2.pdf
Alberta Innovates - Clean Technology Facilities Support Program	https://albertainnovates.ca/app/uploads/2018/07/Clean-Technology-Facilities-Support-program-guide.pdf

Research and Development	Web
Alberta Innovates - Clean Technology Large-Scale Demonstration and Innovative Deployment Program	https://albertainnovates.ca/app/uploads/2018/04/CCITF-Programs-April-25_2018-Webinar-Slidedeck-FINAL-V2.pdf
Value-Added Products to Markets	https://cap.alberta.ca/CAP/program/MARKETS_LARGE
Strategic Research and Development Grant Program	https://albertabusinesgrants.ca/grants/strategic-research-and-development-grant-program/
Tourism Growth Innovation Fund	https://open.alberta.ca/publications/tourism-growth-innovation-fund

Source: McSweeney & Associates

Innovation	Web
Alberta Innovates - Bio Sector - New Collaborations (Prion)	https://albertainnovates.ca/programs/alberta-prion-research-institute/
Going Global Innovation	http://tradecommissioner.gc.ca/funding-financement/ggi-vmi/index.aspx?lang=eng
Build in Canada Innovation Program (BCIP)	https://buyandsell.gc.ca/initiatives-and-programs/build-in-canada-innovation-program-bcip/overview-of-bcip
Canada Periodical Fund	https://www.canada.ca/en/canadian-heritage/services/funding/periodical-fund.html
Canadian International Innovation Program (CIIP)	https://www.tradecommissioner.gc.ca/funding-financement/ciip-pcii/index.aspx?lang=eng
MaRS Catalyst Fund	https://impactinvesting.marsdd.com/mars-catalyst-fund/
Connect to Innovate	https://ised-isde.canada.ca/site/connect-to-innovate/en
Matching Investment Fund - Canadian Dairy Commission (CDC)	http://www.milkingredients.ca/index-eng.php?id=127
Centre of Excellence in Next Generation Networks (CENGN)	http://www.nce-rce.gc.ca/NetworksCentres-CentresReseaux/CECR-CECR/CENGN_eng.asp
Canada's New Superclusters	http://www.ic.gc.ca/eic/site/093.nsf/eng/00016.html
Bioenterprise Seed Funding	https://bioenterprise.ca/
Alberta Innovates - Bio Sector - IDeal Program (Prion)	https://albertainnovates.ca/programs/alberta-prion-research-institute/

Innovation	Web
Alberta Innovates - Bio Sector - Alberta Bio Future	https://albertainnovates.ca/programs/alberta-bio-future/
Alberta Innovates - Health Innovations - Training and Early Career Development	https://albertainnovates.ca/programs/health-innovation-talent-development/
Alberta Innovates - Clean Energy (Advanced Hydrocarbons)	https://albertainnovates.ca/programs/cleaner-hydrocarbon-production/
Alberta Innovates - Clean Energy (Clean Technology)	https://albertainnovates.ca/programs/renewable-and-alternative-energy/
Alberta Innovates - Cross Sectoral Investments (Product Demonstration Program)	https://albertainnovates.ca/programs/product-demonstration-program/
Alberta Innovates - Cross Sectoral Investments (Alberta-China International Technology Partnership Program)	https://albertainnovates.ca/programs/alberta-china-international-technology-partnership/
Alberta Innovates - Cross Sectoral Investments (Alberta-China International Technology Partnership Program)	https://albertainnovates.ca/programs/alberta-china-international-technology-partnership/
Strategic and international technology partnerships	https://albertainnovates.ca/programs/global-partnerships/
Alberta Innovates - Clean Technology Development (CTD) program	https://albertainnovates.ca/app/uploads/2019/01/Clean-Tech-Dev-Program-Guide-Open-Call-2.pdf
Alberta-Europe Technology Collaboration Fund	https://eccir.ca/alberta-europe-technology-collaboration-fund/
Economic Development Initiative	https://www.wd-deo.gc.ca/eng/11564.asp

Source: McSweeney & Associates

Environment	Web
Alberta Community Resilience Program	https://www.alberta.ca/alberta-community-resilience-program.aspx
SD Tech Fund	https://www.sdte.ca/en/
Alberta Innovates - Clean Energy (Advanced Hydrocarbons)	https://albertainnovates.ca/programs/cleaner-hydrocarbon-production/
Alberta Innovates - Cross Sectoral Investments (Alberta Innovation Voucher and Micro-Voucher Programs)	https://albertainnovates.ca/programs/voucher/
Alberta Innovates - Clean Technology Development (CTD) program	https://albertainnovates.ca/app/uploads/2019/01/Clean-Tech-Dev-Program-Guide-Open-Call-2.pdf

Alberta Innovates - Clean Technology Business Innovation (CTBI) Voucher Program

<https://albertainnovates.ca/app/uploads/2019/05/Clean-Technology-Business-Innovation-PROGRAM-GUIDE-FINAL-May-23-2019.pdf>

Alberta Innovates - Clean Technology Facilities Support Program

<https://albertainnovates.ca/funding-clean-technology/climate-change-innovation-and-technology-framework-ccitf/#CTD>

Alberta Innovates - Clean Technology Large-Scale Demonstration and Innovative Deployment Program

<https://albertainnovates.ca/app/uploads/2018/04/CCITF-Programs-April-25-2018-Webinar-Slidedeck-FINAL-V2.pdf>

Alberta Innovates - Water and Land (Tailings Management)

<https://albertainnovates.ca/programs/water-innovation/>

GreenSTEM

<https://www.alberta.ca/greenstem.aspx>

Alberta Municipal Water/Wastewater Partnership (AMWWP)

<http://www.transportation.alberta.ca/2719.htm>

EcoAction Community Funding Program

<http://www1.agric.gov.ab.ca/general/progserv.nsf/all/pgmsrv221>

Bayer Crop Science Canada - Investing in Canadian communities

<https://www.cropscience.bayer.ca/Our-Company/Community-Investment.aspx>

Source: McSweeney & Associates



APPENDIX B: DATA SOURCES

Please note that every effort has been made to use the most current data available. The major sources of information for this document are:

- 2006, 2011, 2016 and 2021 Census from Statistics Canada;
- Government of Alberta Interpolated Weather Data Since 1961 for Alberta Townships; and
- SuperDemographics 2022 from Manifold Data Mining Inc.

Manifold Projection Method:

SuperDemographics 2020 is the most up to date estimation of population characteristics, based on mathematical models that draw from various data sources. It draws on Statistics Canada's Labour Force Survey data from May 2020, and thus is captures some of the impacts of COVID-19.

Manifold estimates demographic data annually, including population projections for 5 and 10 years in the future. Manifold methodologies are based on the following techniques:

- Enhanced cohort survival methods;
- Nearest neighbourhood and regression techniques; and
- Structural coherence techniques.

Manifold Data Sources include:

Statistics Canada	Real Estate Boards/Companies
Health Canada	Canadian Bankers Association
Regional Health Ministries	Bank of Canada
Citizenship and Immigration Canada	Canada Post Corporation
Regional School Boards	Consumer and business directories
Brisc International Inc.	Publications of hospitals, CMHC, BBM and partners
Flyer Distribution Association	Proprietary survey and research

Photography Credit:

Special thanks to the Pigeon Lake Regional Chamber of Commerce, Longshot Distilling Company & Parkview Farms for use of their photographs.